AMIS

Asociación Mexicana de
Instituciones de Seguros, A.C.

Seguros de Pensiones Derivados de la Seguridad Social

SISTEMA ESTADISTICO 2020

Agosto, 2021

ASOCIACION MEXICANA DE INSTITUCIONES DE SEGUROS

Presidente
MTRA. SOFIA BELMAR BERUMEN

Director General
MTRA. NORMA ALICIA ROSAS RODRIGUEZ

Dirección Ejecutiva de Líneas de Negocio, Riesgos y Desarrollo del Sector
DRA. MARIA DE LOS ANGELES YAÑEZ ACOSTA

Dirección de Vida, Pensiones y Desarrollo del Seguro
ACT. CARLOS IVAN GAY PATIÑO
ACT. JOSE DE JESUS ALVAREZ MELENDEZ

INTRODUCCION

La información que se muestra en este trabajo fue obtenida del Sistema Estadístico de los Seguros de Pensiones Derivados de la Seguridad Social del Sector Asegurador (S.E.S.A. Rentas Vitalicias), al cierre del mes de diciembre de 2020.

En este trabajo participan todas las compañías autorizadas para la operación de los Seguros de Pensiones Derivados de la Seguridad Social, es decir, se tiene el 99.96% de participación, con respecto a las primas emitidas en 2020, los nombres de las compañías participantes son:

1 PROFUTURO PENSIONES, S.A. DE C.V.

2 HSBC PENSIONES, S.A.

3 PENSIONES CITIBANAMEX, S.A. DE C.V.

4 PENSIONES BBVA BANCOMER, S.A. DE C.V.

5 PENSIONES BANORTE, S.A. DE C.V.

6 PENSIONES INBURSA, S.A.

INDICE

SISTEMA ESTADISTICO DEL SECTOR ASEGURADOR
SEGUROS DE PENSIONES DERIVADOS DE LA SEGURIDAD SOCIAL

DEFINICIONES

I. TOTALES

1.1 Pensiones en vigor según sistema de seguridad social
1.2 Pensiones en vigor al cierre de cada año clasificadas por fecha de inicio de vigencia y total
1.3 Pensiones en vigor según monto de pensión
1.4 Pensiones en vigor según monto de reserva
1.5 Pensiones en vigor de incapacitados según porcentaje de valuación
1.6 Edad promedio de los pensionados por año de reporte
1.7 Hijos promedio por grupo familiar y año de reporte

II. EXPUESTOS Y FALLECIMIENTOS

2.1 Pensionados en vigor al cierre del ejercicio por edad, sexo, ramo de seguro y tipo de pensionado
2.2 Fallecimientos de pensionados en el ejercicio por edad, sexo, ramo de seguro y tipo de pensionado

III. COMPOSICION FAMILIAR

3.1 Numero de pensiones según composición familiar por ramo de seguro
3.2 Pensión promedio según composición familiar por ramo de seguro
3.3 Monto de reserva según composición familiar por ramo de seguro

IV. MOVIMIENTOS DE ALTAS Y BAJAS

4.1 Movimientos de alta por ramo de seguro y tipo de integrante
4.2 Movimientos de alta según estado por tipo de pensión
4.3 Movimientos de baja por ramo de seguro y tipo de integrante
4.4 Movimientos de baja según estado por tipo de pensión

V. DISTRIBUCION POR ESTADO DE LAS PENSIONES
(Lugar donde se efectúa el pago de pensión)

5.1 Estados con mayor número de pensiones
5.2 Distribución de las pensiones por estado y tipo de pensión

DEFINICIONES

INICIO DE VIGENCIA
Es la fecha en que entra en vigor la póliza.

SOBREVIVENCIA

Al momento del fallecimiento del Invalido o Incapacitado opera el seguro de sobrevivencia para sus beneficiarios.

PRIMA

Se reporta en la estadística la emitida en este año (2020), independientemente de la fecha de inicio de vigencia de la póliza.

SM
Salario mínimo, correspondiente a 2020, 123.22 pesos diarios.

EXPUESTOS
Se refiere a pensionados que se encuentran en vigor a determinada fecha.

FALLECIMIENTOS
Se refiere a los pensionados que murieron en determinado periodo.

GRUPO FAMILIAR
Se refiere tanto al titular de la pensión como a cada uno de sus beneficiarios.

ALTA

Se refiere al ingreso o reingreso a la pensión de cualquier integrante del grupo familiar. Con fecha de alta en 2020.

BAJA

Se refiere a la salida de la póliza de cualquier integrante del grupo familiar. Con fecha de baja en 2020.

I TOTALES

SISTEMA ESTADISTICO
SEGUROS DE PENSIONES DERIVADOS DE LA SEGURIDAD SOCIAL

NUMERO DE PENSIONES

POLIZAS EN VIGOR SEGUN SISTEMA DE SEGURIDAD SOCIAL
EN VIGOR AL CIERRE DE 2020

TOTAL

SISTEMA DE SEGURIDAD SOCIAL	*INCAPACIDAD, INVALIDEZ Y JUBILACION*				*MUERTE Y SOBREVIVENCIA*				*TOTAL*			
	NO. DE PENSIONES	PRIMA EMITIDA	RESERVA AL CIERRE	PENSION PROMEDIO AL CIERRE	NO. DE PENSIONES	PRIMA EMITIDA	RESERVA AL CIERRE	PENSION PROMEDIO AL CIERRE	NO. DE PENSIONES	PRIMA EMITIDA	RESERVA AL CIERRE	PENSION PROMEDIO AL CIERRE
IMSS	99,566	7,965,468,789	86,375,993,656	3,925	223,414	13,286,178,969	185,465,777,049	3,533	322,980	21,251,647,757	271,841,770,704	3,654
ISSSTE	29,818	4,881,576,300	46,732,511,895	6,746	13,080	2,490,820,059	22,585,704,667	6,135	42,898	7,372,396,359	69,318,216,561	6,559
TOTAL	129,384	12,847,045,088	133,108,505,550	4,575	236,494	15,776,999,028	208,051,481,715	3,677	365,878	28,624,044,116	341,159,987,266	3,995

SISTEMA DE SEGURIDAD SOCIAL	*INVALIDEZ*				*INVALIDEZ Y VIDA PENSIONES POR MUERTE*				*TOTAL*			
	NO. DE PENSIONES	PRIMA EMITIDA	RESERVA AL CIERRE	PENSION PROMEDIO AL CIERRE	NO. DE PENSIONES	PRIMA EMITIDA	RESERVA AL CIERRE	PENSION PROMEDIO AL CIERRE	NO. DE PENSIONES	PRIMA EMITIDA	RESERVA AL CIERRE	PENSION PROMEDIO AL CIERRE
IMSS	57,988	4,805,465,042	54,584,059,984	4,516	201,230	12,178,099,814	165,266,110,463	3,439	259,218	16,983,564,856	219,850,170,446	3,680
ISSSTE	1,692	239,533,474	1,020,780,019	5,060	10,697	2,067,809,175	13,742,057,218	4,689	12,389	2,307,342,650	14,762,837,237	4,740
TOTAL	59,680	5,044,998,516	55,604,840,003	4,532	211,927	14,245,908,989	179,008,167,681	3,502	271,607	19,290,907,505	234,613,007,683	3,729

SISTEMA DE SEGURIDAD SOCIAL	*INCAPACIDAD*				*RIESGOS DE TRABAJO PENSIONES POR MUERTE*				*TOTAL*			
	NO. DE PENSIONES	PRIMA EMITIDA	RESERVA AL CIERRE	PENSION PROMEDIO AL CIERRE	NO. DE PENSIONES	PRIMA EMITIDA	RESERVA AL CIERRE	PENSION PROMEDIO AL CIERRE	NO. DE PENSIONES	PRIMA EMITIDA	RESERVA AL CIERRE	PENSION PROMEDIO AL CIERRE
IMSS	41,578	3,160,003,746	31,791,933,672	3,100	19,089	818,250,690	18,469,626,589	4,666	60,667	3,978,254,437	50,261,560,261	3,593
ISSSTE	5,940	665,083,807	7,290,961,596	5,595	1,614	404,910,686	7,641,581,311	15,123	7,554	1,069,994,493	14,932,542,906	7,631
TOTAL	47,518	3,825,087,554	39,082,895,268	3,412	20,703	1,223,161,376	26,111,207,899	5,481	68,221	5,048,248,930	65,194,103,167	4,040

SISTEMA DE SEGURIDAD SOCIAL	*JUBILACION*				*SOBREVIVENCIA JUBILACION*				*TOTAL*			
	NO. DE PENSIONES	PRIMA EMITIDA	RESERVA AL CIERRE	PENSION PROMEDIO AL CIERRE	NO. DE PENSIONES	PRIMA EMITIDA	RESERVA AL CIERRE	PENSION PROMEDIO AL CIERRE	NO. DE PENSIONES	PRIMA EMITIDA	RESERVA AL CIERRE	PENSION PROMEDIO AL CIERRE
IMSS	0	0	0	0	3,095	289,828,465	1,730,039,998	2,656	3,095	289,828,465	1,730,039,998	2,656
ISSSTE	22,186	3,976,959,018	38,420,770,280	7,182	769	18,100,198	1,202,066,138	7,383	22,955	3,995,059,216	39,622,836,417	7,189
TOTAL	22,186	3,976,959,018	38,420,770,280	7,182	3,864	307,928,663	2,932,106,135	3,597	26,050	4,284,887,681	41,352,876,415	6,651

SISTEMA ESTADÍSTICO
SEGUROS DE PENSIONES DERIVADOS DE LA SEGURIDAD SOCIAL
NUMERO DE PENSIONES

EN VIGOR AL CIERRE

TOTAL

AÑO DE REPORTE	*INCAPACIDAD, INVALIDEZ Y JUBILACION*				*MUERTE*				*SOBREVIVENCIA*				*TOTAL*			
	NO. DE PENSIONES	PRIMA EMITIDA	RESERVA AL CIERRE	PENSIONS PROMEDIO AL CIERRE	NO. DE PENSIONES	PRIMA EMITIDA	RESERVA AL CIERRE	PENSIONS PROMEDIO AL CIERRE	NO. DE PENSIONES	PRIMA EMITIDA	RESERVA AL CIERRE	PENSIONS PROMEDIO AL CIERRE	NO. DE PENSIONES	PRIMA EMITIDA	RESERVA AL CIERRE	PENSIONS PROMEDIO AL CIERRE
1997	2,130	701,948,280	685,861,087	1,180	2,080	612,658,656	599,040,578	1,012	3	0	552,925	697	4,213	1,314,606,896	1,285,454,590	1,097
1998	13,583	3,993,215,200	4,854,332,772	1,301	13,731	3,682,270,780	4,492,058,491	1,137	393	2,468,300	112,681,379	1,019	27,707	7,677,954,280	9,459,072,634	1,216
1999	24,052	4,743,908,450	9,746,395,570	1,532	25,872	4,497,773,175	9,405,886,765	1,343	3,380	7,644,525	433,118,364	1,130	51,914	9,249,386,150	19,585,400,699	1,427
2000	36,830	5,721,911,815	15,515,429,161	1,698	39,382	5,374,833,899	15,290,556,567	1,487	2,598	8,983,910	885,932,805	1,332	78,810	11,105,729,624	31,691,918,533	1,586
2001	51,802	7,496,761,395	22,405,854,287	1,846	54,072	6,066,713,821	21,580,955,905	1,595	4,187	55,464,230	1,511,731,364	1,431	109,261	13,528,939,446	45,498,541,556	1,706
2002	54,389	2,801,133,246	24,907,372,371	1,946	63,880	4,789,808,327	26,954,058,517	1,710	6,292	36,328,459	2,372,038,423	1,638	124,561	7,627,470,071	54,193,669,310	1,810
2003	52,116	95,003,268	24,511,351,398	2,055	69,148	3,031,005,179	30,108,604,180	1,845	8,200	18,312,042	3,156,052,743	1,699	129,464	3,144,321,390	57,776,008,320	1,920
2004	50,061	619,176,296	25,099,033,895	2,167	74,623	4,111,725,068	35,992,520,528	1,945	9,470	191,147,798	3,996,520,837	1,773	134,154	4,922,049,354	65,088,075,260	2,056
2005	49,055	364,708,986	24,829,980,729	2,269	81,084	4,005,412,265	39,831,792,433	2,056	10,901	51,093,247	4,664,979,218	1,891	141,040	4,421,214,418	69,326,752,381	2,138
2006	48,671	364,976,089	24,892,903,553	2,330	89,598	4,536,530,633	45,307,764,016	2,107	11,609	43,460,208	4,805,223,016	1,951	149,188	4,944,946,930	75,005,890,579	2,165
2007	49,771	1,607,534,088	26,186,867,518	2,428	95,923	4,538,937,742	50,133,662,392	2,165	11,923	30,959,532	5,300,029,389	2,004	157,617	6,237,411,362	81,620,559,338	2,236
2008	52,413	2,700,919,262	29,194,757,537	2,517	101,741	4,868,251,455	56,311,098,937	2,314	13,993	73,983,516	6,581,095,980	2,151	168,147	7,643,154,223	92,086,952,454	2,363
2009	55,979	3,673,076,585	32,401,390,911	2,710	107,510	4,857,233,221	61,335,993,181	2,498	15,360	175,911,845	7,356,546,667	2,391	178,749	8,706,221,021	101,093,929,859	2,536
2010	62,060	6,502,326,148	38,617,284,413	2,836	118,033	8,867,619,013	70,958,795,202	2,495	16,698	294,723,788	8,267,239,540	2,364	196,793	15,664,668,701	117,843,319,240	2,592
2011	68,251	6,381,090,374	44,393,008,579	3,008	128,291	9,003,679,298	80,388,941,309	2,647	17,995	155,906,397	9,158,275,148	2,493	214,537	15,540,676,061	133,940,225,036	2,749
2012	73,318	7,008,062,289	50,864,561,228	3,158	137,415	10,022,236,154	91,261,298,210	2,765	19,495	267,063,358	10,318,975,694	2,615	230,228	17,297,361,721	152,444,835,132	2,877
2013	79,021	8,517,671,413	58,945,803,727	3,288	146,764	11,123,865,383	103,139,406,471	2,845	20,746	223,716,769	11,352,918,330	2,696	246,531	19,865,253,465	173,437,322,528	2,975
2014	87,500	10,393,184,850	69,110,456,579	3,456	155,780	9,550,049,779	113,938,592,615	2,950	22,013	315,714,198	12,542,150,194	2,816	265,293	20,258,968,827	195,591,199,388	3,105
2015	95,090	10,532,767,565	77,821,782,909	3,637	163,092	8,557,219,202	121,576,582,843	3,058	23,684	339,138,973	13,781,423,901	2,934	281,866	19,429,125,739	213,179,789,654	3,243
2016	103,043	9,465,527,671	85,787,414,246	3,725	171,271	9,385,551,417	131,360,027,405	3,089	25,350	362,599,447	15,121,202,932	2,959	297,664	19,013,677,935	232,268,644,584	3,294
2017	105,532	10,479,552,161	97,408,989,997	3,918	169,156	9,212,675,877	138,323,458,586	3,104	24,009	278,504,291	15,297,301,084	3,061	298,697	19,970,742,330	251,027,749,667	3,434
2018	113,510	12,054,178,027	110,056,811,366	4,212	185,622	11,308,660,467	158,398,174,647	3,433	26,510	363,830,733	17,727,017,496	3,352	325,651	23,726,078,251	286,182,002,907	3,695
2019	122,565	13,462,347,291	121,898,439,341	4,425	196,577	12,801,971,774	171,008,901,900	3,562	28,283	470,354,347	19,413,892,173	3,466	347,425	26,734,673,412	312,321,233,424	3,858
2020	129,384	12,847,045,088	133,108,505,550	4,575	206,127	15,170,982,883	186,515,084,523	3,686	30,367	608,016,145	21,536,477,192	3,615	365,878	28,624,044,116	341,159,987,266	3,995

INVALIDEZ Y VIDA

AÑO DE REPORTE	*INVALIDEZ*				*MUERTE*				*SOBREVIVENCIA*				*TOTAL*			
	NO. DE PENSIONES	PRIMA EMITIDA	RESERVA AL CIERRE	PENSIONS PROMEDIO AL CIERRE	NO. DE PENSIONES	PRIMA EMITIDA	RESERVA AL CIERRE	PENSIONS PROMEDIO AL CIERRE	NO. DE PENSIONES	PRIMA EMITIDA	RESERVA AL CIERRE	PENSIONS PROMEDIO AL CIERRE	NO. DE PENSIONES	PRIMA EMITIDA	RESERVA AL CIERRE	PENSIONS PROMEDIO AL CIERRE
1997	2,113	698,668,861	682,656,287	1,184	1,945	563,359,858	551,285,167	986	3	0	552,925	697	4,061	1,262,028,609	1,234,414,379	1,090
1998	12,279	3,721,430,697	4,575,452,462	1,353	12,136	3,105,529,014	3,848,799,855	1,088	393	2,468,300	112,681,379	1,019	24,808	6,829,428,019	8,536,913,696	1,218
1999	20,614	4,012,376,977	8,717,308,290	1,633	22,560	3,670,956,553	7,866,268,359	1,268	3,372	7,644,525	433,621,041	1,133	44,552	7,690,978,035	17,015,197,690	1,452
2000	29,723	4,838,793,354	13,551,360,755	1,826	34,269	4,456,244,093	12,754,938,015	1,485	2,580	8,456,688	879,650,110	1,331	66,572	9,303,494,133	27,185,948,880	1,598
2001	40,119	6,129,276,221	19,150,457,522	1,989	47,249	5,149,648,462	18,094,099,917	1,596	4,164	54,961,997	1,503,543,362	1,432	91,532	11,333,888,590	38,748,100,402	1,764
2002	42,010	2,315,515,255	21,064,245,752	2,105	55,967	4,123,916,240	22,668,394,419	1,642	6,261	36,256,651	2,369,715,490	1,631	104,247	6,475,688,146	46,093,305,662	1,828
2003	39,869	30,479,894	20,532,221,478	2,230	60,587	2,593,147,669	25,381,423,844	1,749	8,146	18,038,752	3,133,621,584	1,698	108,602	2,641,666,315	49,047,266,905	1,922
2004	38,093	453,803,003	20,814,352,527	2,373	65,487	3,502,189,275	30,421,807,706	1,845	9,411	189,335,760	3,969,888,540	1,773	112,993	4,145,328,037	55,206,048,777	2,016
2005	36,436	99,345,938	20,264,903,446	2,507	71,212	3,456,645,339	33,741,675,431	1,952	10,836	50,804,239	4,634,335,017	1,889	118,484	3,606,795,516	58,640,911,893	2,117
2006	34,849	103,578,426	19,973,831,171	2,593	78,864	3,893,830,423	38,521,406,977	2,000	10,932	43,103,255	4,766,577,215	1,908	124,645	4,040,512,105	63,261,815,363	2,158
2007	34,908	1,178,630,275	20,711,711,169	2,704	84,639	3,939,153,982	42,725,453,602	2,057	11,841	30,728,269	5,257,799,240	2,000	131,388	5,148,502,526	68,694,964,013	2,224
2008	36,267	2,039,421,108	22,838,116,268	2,834	89,721	4,216,623,643	48,007,742,919	2,197	13,902	73,705,213	6,534,239,108	2,148	139,890	6,329,749,956	77,372,098,287	2,358
2009	37,921	2,329,797,733	24,612,569,083	3,034	94,984	4,324,632,488	52,467,649,560	2,345	15,000	73,752,591	7,199,968,042	2,398	147,907	6,728,182,737	84,280,126,692	2,518
2010	41,490	3,691,369,532	27,895,747,556	3,107	104,623	7,625,872,977	60,770,136,876	2,366	16,004	152,445,328	7,957,238,447	2,380	161,717	11,469,687,838	96,623,122,878	2,556
2011	43,695	3,381,829,478	30,578,772,360	3,261	113,950	7,513,711,857	68,688,887,878	2,502	17,145	80,896,706	8,752,227,750	2,511	174,790	10,976,438,040	108,017,887,992	2,693
2012	45,171	3,111,457,625	32,949,591,857	3,395	122,136	8,096,584,166	77,521,257,103	2,604	18,437	159,130,038	9,774,094,855	2,634	185,744	11,367,091,858	126,244,943,815	2,799
2013	46,688	3,165,998,685	35,492,969,321	3,501	130,695	9,308,893,056	87,515,236,675	2,678	19,472	109,976,149	10,658,639,632	2,716	196,765	12,584,868,891	133,666,845,626	2,877
2014	49,957	4,285,030,445	39,185,252,761	3,624	138,801	8,028,693,108	96,625,194,940	2,774	20,442	176,528,822	11,630,567,041	2,818	209,180	12,490,252,375	147,441,014,742	2,983
2015	52,330	4,114,398,239	41,646,783,092	3,771	145,415	7,181,686,607	103,022,134,740	2,874	21,800	180,927,288	12,656,510,823	2,956	219,545	11,476,971,554	157,319,428,655	3,096
2016	52,934	2,578,371,614	42,619,779,755	3,860	152,920	8,122,931,568	111,551,117,703	2,908	23,125	145,501,316	13,725,085,950	2,975	228,979	10,846,804,499	167,895,903,414	3,126
2017	52,520	3,366,945,492	45,413,594,090	3,965	151,357	7,993,325,546	117,742,985,941	2,996	21,456	117,836,971	13,571,185,248	3,077	225,333	11,478,108,008	176,727,685,278	3,224
2018	54,749	4,428,137,938	49,182,289,518	4,214	166,416	10,014,875,316	135,246,917,662	3,237	23,546	179,685,537	15,625,319,632	3,325	244,711	14,622,698,801	200,054,526,211	3,469
2019	57,557	4,785,491,542	52,326,030,381	4,395	176,595	11,372,171,894	146,435,175,096	3,391	24,770	212,733,828	16,846,495,232	3,470	258,922	16,370,397,263	215,607,700,709	3,603
2020	59,000	5,044,998,516	55,604,840,003	4,532	185,709	13,947,928,041	160,625,320,824	3,487	26,222	297,980,948	18,382,846,857	3,614	271,607	19,290,907,505	234,613,007,683	3,729

RIESGOS DE TRABAJO

AÑO DE REPORTE	*INCAPACIDAD*				*MUERTE*				*SOBREVIVENCIA*				*TOTAL*			
	NO. DE PENSIONES	PRIMA EMITIDA	RESERVA AL CIERRE	PENSIONS PROMEDIO AL CIERRE	NO. DE PENSIONES	PRIMA EMITIDA	RESERVA AL CIERRE	PENSIONS PROMEDIO AL CIERRE	NO. DE PENSIONES	PRIMA EMITIDA	RESERVA AL CIERRE	PENSIONS PROMEDIO AL CIERRE	NO. DE PENSIONES	PRIMA EMITIDA	RESERVA AL CIERRE	PENSIONS PROMEDIO AL CIERRE
1997	17	3,279,419	3,204,800	692	135	49,298,778	47,835,411	1,362	0	0	0	0	152	52,578,198	51,040,211	1,287
1998	1,304	271,784,503	278,900,316	819	1,595	576,741,766	643,258,620	1,154	0	0	0	0	2,899	848,526,269	922,158,939	1,201
1999	4,048	731,591,473	1,029,087,280	1,029	3,386	826,816,642	1,539,618,406	1,852	8	0	1,497,323	788	7,362	1,558,408,115	2,570,203,009	1,398
2000	7,507	883,118,461	1,964,068,406	1,166	5,113	918,589,808	2,535,618,552	2,035	18	527,222	6,282,691	1,421	12,638	1,802,235,491	4,505,969,653	1,528
2001	10,803	1,277,491,174	3,255,397,364	1,322	6,823	917,045,359	3,486,855,988	2,207	23	502,323	8,188,092	1,193	17,649	2,195,058,856	6,750,441,154	1,661
2002	12,170	485,817,991	3,843,326,419	1,397	7,913	665,892,887	4,245,754,098	2,355	31	71,847	11,322,931	1,436	20,114	1,151,781,925	8,100,403,448	1,774
2003	12,247	64,523,374	3,979,129,920	1,483	8,561	437,857,510	4,727,186,336	2,520	54	274,190	22,431,159	1,842	20,862	502,655,075	8,728,741,415	1,909
2004	12,568	165,773,295	4,276,681,368	1,546	9,136	699,535,793	5,570,712,820	2,664	59	1,812,030	26,632,294	1,927	21,763	776,721,117	9,874,026,481	2,056
2005	13,219	265,362,968	4,565,079,283	1,613	9,872	548,766,926	6,090,117,003	2,852	65	289,008	30,644,202	2,164	23,156	814,418,902	10,685,840,488	2,121
2006	13,822	261,397,663	4,919,072,382	1,665	10,644	642,680,210	6,786,357,035	2,900	77	356,952	38,645,801	2,363	24,543	904,434,825	11,744,075,216	2,293
2007	14,863	488,913,813	5,475,156,380	1,782	11,284	598,783,761	7,408,398,798	2,979	82	211,263	42,230,146	2,548	26,229	1,088,908,836	12,925,595,325	2,298
2008	16,146	661,498,162	6,364,641,203	1,803	12,020	651,627,812	8,303,356,018	3,183	91	278,293	46,856,880	2,570	28,257	1,313,404,267	14,714,854,167	2,392
2009	17,343	629,290,316	7,082,326,148	1,935	12,526	532,600,813	8,868,343,613	3,403	101	233,582	54,753,430	2,799	29,970	1,162,124,711	16,005,423,191	2,552
2010	18,870	754,373,629	7,998,229,446	2,017	13,410	1,241,746,836	10,188,658,389	3,502	108	1,381,358	60,027,280	2,829	32,388	1,997,501,223	18,246,915,035	2,635
2011	21,202	1,216,330,825	9,308,261,590	2,129	14,341	1,489,947,434	11,700,053,431	3,892	126	5,274,803	71,615,099	2,844	35,669	2,711,572,062	21,079,930,120	2,804
2012	23,541	1,875,958,493	11,328,916,980	2,263	15,279	1,925,731,959	13,740,041,107	4,052	138	1,081,639	83,015,379	3,108	38,958	3,802,772,086	25,152,973,467	2,967
2013	26,076	2,434,245,062	13,938,459,370	2,366	16,159	1,814,972,227	15,624,163,798	4,200	146	201,752	87,972,453	3,698	42,381	4,249,419,041	29,651,595,622	3,068
2014	29,149	2,691,485,697	16,905,376,336	2,500	16,979	1,521,376,670	17,313,397,675	4,383	159	3,533,033	105,049,705	3,339	46,287	4,216,395,401	34,323,823,707	3,193
2015	32,053	2,718,265,598	19,600,838,162	2,641	17,677	1,375,533,175	18,554,448,104	4,572	171	703,610	114,020,355	3,431	49,901	4,094,502,384	38,269,306,620	3,338
2016	34,911	2,753,802,238	22,576,772,514	2,725	18,351	1,182,639,869	19,808,989,703	4,599	184	633,347	124,855,627	3,399	53,446	3,937,055,454	42,510,537,843	3,375
2017	37,216	2,939,080,633	26,299,426,867	2,868	17,799	1,219,359,332	20,580,552,645	4,782	186	344,746	131,995,763	3,452	55,201	4,158,775,710	47,011,978,274	3,487
2018	40,646	3,603,180,264	30,619,715,924	3,102	19,206	1,293,194,141	23,151,256,986	5,131	215	0	156,861,651	3,602	60,067	4,896,374,405	53,927,834,561	3,753
2019	44,560	4,145,192,641	34,958,729,294	3,289	19,982	1,429,799,891	24,573,726,811	5,333	246	50,626	185,367,591	3,749	64,788	5,575,043,148	59,717,823,699	3,921
2020	47,518	3,825,087,554	39,082,895,268	3,412	20,422	1,223,054,843	25,889,683,700	5,502	281	106,533	221,524,199	3,982	68,221	5,048,248,930	65,194,103,167	4,040

JUBILACION

AÑO DE REPORTE	*JUBILACION*								*SOBREVIVENCIA*				*TOTAL*			
	NO. DE PENSIONES	PRIMA EMITIDA	RESERVA AL CIERRE	PENSIONS PROMEDIO AL CIERRE	NO. DE PENSIONES	PRIMA EMITIDA	RESERVA AL CIERRE	PENSIONS PROMEDIO AL CIERRE	NO. DE PENSIONES	PRIMA EMITIDA	RESERVA AL CIERRE	PENSIONS PROMEDIO AL CIERRE	NO. DE PENSIONES	PRIMA EMITIDA	RESERVA AL CIERRE	PENSIONS PROMEDIO AL CIERRE
2009	613	713,988,135	706,554,789	4,572					259	101,925,660	101,825,196	1,727	872	815,914,203	808,379,976	3,727
2010	2,100	2,056,583,587	2,723,307,411	4,897					586	140,897,103	249,973,896	1,833	2,686	2,197,480,691	2,973,281,327	4,238
2011	3,354	1,782,930,671	4,507,974,630	5,257					724	69,735,288	334,432,295	2,014	4,078	1,852,665,959	4,842,406,925	4,681
2012	4,606	2,020,646,091	6,585,052,380	5,402					920	108,851,681	461,865,469	2,159	5,526	2,127,497,772	7,046,917,849	4,862
2013	6,257	2,917,436,660	9,512,575,035	5,537					1,128	113,538,868	606,306,245	2,286	7,385	3,030,965,554	10,118,881,280	5,040
2014	8,414	3,416,678,768	13,019,827,492	5,765					1,412	135,642,241	806,533,448	2,430	9,826	3,552,321,051	13,826,360,940	5,286
2015	10,707	3,700,143,727	16,580,163,056	5,964					1,713	157,508,074	1,010,892,725	2,604	12,420	3,857,651,802	17,591,054,379	5,501
2016	13,198	4,073,353,218	20,590,863,897	6,073					2,041	156,464,784	1,271,341,350	2,735	15,239	4,229,818,003	21,862,203,327	5,625
2017	15,796	4,173,536,036	25,693,965,041	6,238					2,367	160,322,575	1,594,120,073	2,907	18,163	4,333,858,611	27,288,086,114	5,804
2018	18,524	4,022,859,825	30,254,805,924	6,634					2,749	184,145,221	1,944,836,211	3,174	20,873	4,207,005,046	32,199,642,135	6,179
2019	20,468	4,531,663,108	34,613,679,566	6,981					3,267	257,569,893	2,382,029,355	3,415	23,735	4,789,233,001	36,995,709,016	6,490
2020	22,186	3,976,950,018	38,420,770,280	7,182					3,864	507,928,663	2,932,106,135	3,597	26,050	4,284,887,681	41,352,876,415	6,651

SISTEMA ESTADISTICO
SEGUROS DE PENSIONES DERIVADOS DE LA SEGURIDAD SOCIAL

NUMERO DE PENSIONES

POLIZAS QUE INICIARON VIGENCIA EN 1997

EN VIGOR AL CIERRE

TOTAL

AÑO DE REPORTE	*INVALIDEZ E INCAPACIDAD*				*MUERTE*				*SOBREVIVENCIA*				*TOTAL*			
	NO. DE PENSIONES	PRIMA EMITIDA	RESERVA AL CIERRE	PENSION PROMEDIO AL CIERRE	NO. DE PENSIONES	PRIMA EMITIDA	RESERVA AL CIERRE	PENSION PROMEDIO AL CIERRE	NO. DE PENSIONES	PRIMA EMITIDA	RESERVA AL CIERRE	PENSION PROMEDIO AL CIERRE	NO. DE PENSIONES	PRIMA EMITIDA	RESERVA AL CIERRE	PENSION PROMEDIO AL CIERRE
1997	2,130	701,948,280	685,861,087	1,180	2,080	612,658,616	599,040,578	1,012	3		552,925	697	4,213	1,314,606,896	1,285,454,590	1,097
1998	2,113	44,869,410	786,606,728	1,352	2,200	41,223,569	737,555,387	1,139	137	2,432,588	39,434,850	1,011	4,450	88,525,567	1,563,596,966	1,237
1999	1,964	717,985	813,665,060	1,665	2,166	4,379,141	813,053,666	1,396	188	370,499	57,408,469	1,144	4,318	5,467,625	1,684,127,195	1,507
2000	1,846	1,138,294	823,746,946	1,819	2,140	1,857,701	863,811,267	1,522	272	693,138	88,847,832	1,310	4,258	3,689,133	1,776,406,045	1,637
2001	1,742	36,809	805,270,041	1,986	2,143	325,982	890,263,655	1,643	367	532,500	128,168,863	1,487	4,252	895,292	1,823,702,559	1,770
2002	1,667	252,069	807,393,179	2,090	2,151	10,565,597	935,891,125	1,802	515	1,503,879	179,393,669	1,603	4,333	12,321,545	1,922,677,973	1,889
2003	1,592	1,496,080	796,228,837	2,222	2,151	5,649	944,177,950	1,911	571	296,453	201,857,192	1,637	4,314	1,798,182	1,942,263,979	1,989
2004	1,530	25,276,721	824,345,904	2,399	2,141	13,163,990	1,025,011,676	1,988	605	6,668,326	231,160,996	1,697	4,276	45,109,037	2,080,518,576	2,094
2005	1,456	2,356,667	794,586,850	2,520	2,117	219,833	1,021,875,606	2,084	663	2,002,882	260,479,042	1,838	4,236	4,579,382	2,076,941,497	2,195
2006	1,402	2,220,687	786,052,601	2,624	2,118	38,429	1,041,485,905	2,149	677	1,231,684	271,362,287	1,875	4,197	3,490,799	2,098,900,793	2,263
2007	1,340	1,644,053	770,793,178	2,695	2,101	172,958	1,053,677,699	2,242	712	890,545	290,114,556	1,936	4,153	2,707,555	2,114,585,433	2,336
2008	1,291	462,865	776,668,630	2,832	2,067	5,946	1,077,028,312	2,355	757	391,029	325,035,007	2,089	4,115	859,839	2,178,731,949	2,456
2009	1,251	239,414	770,826,200	3,032	2,025	351,407	1,078,662,897	2,507	775	266,086	336,910,900	2,223	4,051	856,906	2,186,399,996	2,615
2010	1,207	4,155,601	763,301,238	3,084	1,997	100,260	1,088,905,990	2,531	793	2,018,284	358,015,403	2,270	3,997	6,274,144	2,210,222,631	2,646
2011	1,186	1,299,280	756,656,468	3,230	1,956	77,453	1,088,113,801	2,718	796	428,819	369,559,372	2,460	3,938	1,805,551	2,214,329,641	2,820
2012	1,133	3,490,332	741,388,835	3,408	1,931	114,345	1,096,722,481	2,803	820	2,341,117	393,677,525	2,581	3,884	5,945,794	2,231,788,841	2,933
2013	1,082	1,583,342	726,764,276	3,509	1,894	121,962	1,096,276,190	2,879	826	654,236	405,290,022	2,651	3,802	2,359,540	2,228,330,488	3,009
2014	1,043	2,768,223	719,232,624	3,661	1,856	90,264	1,100,343,917	2,988	827	971,469	415,357,934	2,764	3,726	3,829,955	2,234,934,475	3,127
2015	996	2,284,727	689,899,168	3,844	1,815	394,088	1,076,733,183	3,051	848	1,691,827	427,113,726	2,900	3,659	4,370,642	2,193,746,077	3,232
2016	964	1,238,623	666,203,602	3,890	1,790		1,075,861,647	3,141	851	1,413,233	433,037,057	2,952	3,605	2,641,856	2,175,102,306	3,297
2017	759	877,432	544,996,797	3,998	1,433	21,570	892,540,713	3,217	677	308,012	355,295,145	3,092	2,869	1,207,015	1,792,832,655	3,394
2018	720	928,533	534,623,274	4,248	1,482	183,808	960,459,942	3,489	744	481,072	406,327,281	3,329	2,946	1,593,413	1,901,410,496	3,634
2019	687	848,023	511,515,704	4,386	1,444		948,630,709	3,603	745	2,200,900	413,847,535	3,491	2,876	3,048,923	1,873,993,948	3,761
2020	648	580,538	490,280,021	4,631	1,399		939,101,646	3,737	746	1,252,102	418,697,397	3,652	2,793	1,832,640	1,848,079,064	3,922

INVALIDEZ Y VIDA

AÑO DE REPORTE	*INVALIDEZ*				*MUERTE*				*SOBREVIVENCIA*				*TOTAL*			
	NO. DE PENSIONES	PRIMA EMITIDA	RESERVA AL CIERRE	PENSION PROMEDIO AL CIERRE	NO. DE PENSIONES	PRIMA EMITIDA	RESERVA AL CIERRE	PENSION PROMEDIO AL CIERRE	NO. DE PENSIONES	PRIMA EMITIDA	RESERVA AL CIERRE	PENSION PROMEDIO AL CIERRE	NO. DE PENSIONES	PRIMA EMITIDA	RESERVA AL CIERRE	PENSION PROMEDIO AL CIERRE
1997	2,113	698,668,861	682,656,287	1,184	1,945	563,359,838	551,205,167	988	3		552,925	697	4,061	1,262,028,699	1,234,414,379	1,090
1998	2,096	44,773,232	783,030,835	1,357	2,047	35,130,973	674,847,998	1,110	137	2,432,588	39,434,850	1,011	4,280	82,336,793	1,497,313,683	1,228
1999	1,946	717,985	809,359,312	1,672	2,010	2,364,464	740,683,501	1,355	188	370,499	57,408,469	1,144	4,144	3,452,948	1,607,451,282	1,494
2000	1,828	844,291	819,112,782	1,827	1,984	761,980	785,521,440	1,480	272	693,138	88,847,832	1,310	4,084	2,299,409	1,693,482,054	1,624
2001	1,725	36,809	800,539,215	1,994	1,988	324,817	810,244,072	1,594	367	532,500	128,168,863	1,487	4,080	894,127	1,738,952,151	1,754
2002	1,651	252,069	802,730,295	2,099	1,992	9,583,108	851,183,329	1,750	515	1,503,879	179,393,669	1,603	4,158	11,339,056	1,833,307,292	1,870
2003	1,576	1,496,080	791,442,884	2,232	1,992	5,649	859,058,808	1,855	571	296,453	201,857,192	1,637	4,139	1,798,182	1,852,358,884	1,968
2004	1,514	25,271,334	819,357,771	2,410	1,982	10,520,656	932,588,014	1,931	605	6,668,326	231,160,996	1,697	4,101	42,460,316	1,983,106,781	2,074
2005	1,441	2,356,667	789,565,024	2,531	1,960	219,833	930,182,842	2,027	663	2,002,882	260,479,042	1,838	4,064	4,579,382	1,980,226,907	2,175
2006	1,387	2,220,687	780,888,339	2,636	1,962	38,429	949,171,399	2,090	677	1,231,684	271,362,287	1,875	4,026	3,490,799	2,001,422,025	2,242
2007	1,325	1,630,813	765,489,582	2,708	1,945	62,117	960,701,661	2,178	712	890,545	290,114,556	1,936	3,982	2,583,476	2,016,305,799	2,311
2008	1,277	462,865	771,240,449	2,845	1,912	5,946	981,881,675	2,292	757	391,029	325,035,007	2,089	3,946	859,839	2,078,157,131	2,432
2009	1,236	239,414	765,129,915	3,048	1,873	351,407	983,547,075	2,439	775	266,086	336,910,900	2,223	3,884	856,906	2,085,587,890	2,589
2010	1,192	4,155,601	757,443,196	3,101	1,845	100,260	993,569,842	2,472	793	2,018,284	358,015,403	2,270	3,830	6,274,144	2,109,028,441	2,626
2011	1,171	1,299,280	750,671,117	3,247	1,806	77,453	992,763,862	2,655	796	428,819	369,559,372	2,460	3,773	1,805,551	2,112,994,350	2,797
2012	1,118	3,490,332	735,259,970	3,428	1,781	114,345	1,001,119,291	2,744	820	2,341,117	393,677,525	2,581	3,719	5,945,794	2,130,056,787	2,914
2013	1,067	1,583,342	720,498,480	3,531	1,746	121,962	1,000,692,114	2,828	826	654,236	405,290,022	2,651	3,639	2,359,540	2,126,480,617	2,994
2014	1,028	2,768,223	712,793,020	3,683	1,709	90,264	1,004,283,736	2,942	827	971,469	415,357,934	2,764	3,564	3,829,955	2,132,434,691	3,114
2015	981	2,284,727	683,427,632	3,870	1,671	5,603	982,824,719	3,039	848	1,691,827	427,113,726	2,900	3,500	3,982,158	2,093,366,077	3,224
2016	949	1,238,623	659,621,485	3,916	1,646		982,146,810	3,110	851	1,413,233	433,037,057	2,952	3,446	2,641,856	2,074,805,352	3,293
2017	746	857,550	540,029,530	4,033	1,319	21,570	817,029,067	3,188	677	308,012	355,295,145	3,092	2,742	1,187,132	1,712,353,742	3,394
2018	707	928,533	529,566,790	4,286	1,368	183,808	881,856,688	3,465	744	481,072	406,327,281	3,329	2,819	1,593,413	1,817,750,759	3,635
2019	674	848,023	506,417,157	4,427	1,332		870,519,076	3,584	745	2,200,900	413,847,535	3,491	2,751	3,048,923	1,790,783,767	3,765
2020	635	580,538	485,118,665	4,679	1,292		861,294,052	3,721	746	1,252,102	418,697,397	3,652	2,673	1,832,640	1,765,110,114	3,929

RIESGOS DE TRABAJO

AÑO DE REPORTE	*INCAPACIDAD*				*MUERTE*				*SOBREVIVENCIA*				*TOTAL*			
	NO. DE PENSIONES	PRIMA EMITIDA	RESERVA AL CIERRE	PENSION PROMEDIO AL CIERRE	NO. DE PENSIONES	PRIMA EMITIDA	RESERVA AL CIERRE	PENSION PROMEDIO AL CIERRE	NO. DE PENSIONES	PRIMA EMITIDA	RESERVA AL CIERRE	PENSION PROMEDIO AL CIERRE	NO. DE PENSIONES	PRIMA EMITIDA	RESERVA AL CIERRE	PENSION PROMEDIO AL CIERRE
1997	17	3,279,419	3,204,800	692	135	49,298,778	47,835,411	1,362					152	52,578,198	51,040,211	1,287
1998	17	96,178	3,575,893	763	153	6,092,596	62,707,390	1,529					170	6,188,774	66,283,283	1,452
1999	18		4,305,748	930	156	2,014,677	72,370,165	1,919					174	2,014,677	76,675,913	1,817
2000	18	294,003	4,634,164	1,034	156	1,095,721	78,289,827	2,051					174	1,389,724	82,923,991	1,946
2001	17		4,730,825	1,169	155	1,165	80,019,583	2,273					172	1,165	84,750,408	2,164
2002	16		4,662,884	1,209	159	982,489	84,707,797	2,452					175	982,489	89,370,681	2,339
2003	16		4,785,953	1,278	159		85,119,142	2,608					175		89,905,095	2,487
2004	16	5,387	4,988,133	1,329	159	2,643,334	92,423,662	2,692					175	2,648,721	97,411,795	2,567
2005	15		5,021,825	1,448	157		91,692,765	2,799					172		96,714,590	2,682
2006	15		5,164,262	1,496	156		92,314,506	2,887					171		97,478,768	2,765
2007	15	13,239	5,303,596	1,562	156	110,840	92,976,038	3,038					171	124,080	98,279,634	2,909
2008	14		5,428,181	1,678	155		95,146,637	3,133					169		100,574,818	3,012
2009	15		5,696,285	1,727	152		95,115,821	3,346					167		100,812,106	3,201
2010	15		5,858,043	1,782	152	0	95,336,148	3,253					167	0	101,194,190	3,121
2011	15		5,985,352	1,867	150		95,349,940	3,408					165		101,335,291	3,341
2012	15		6,128,864	1,938	150		95,603,190	3,500					165		101,732,054	3,358
2013	15		6,265,796	2,008	148		95,584,075	3,478					163		101,849,871	3,343
2014	15		6,439,604	2,087	147	0	96,060,181	3,533					162	0	102,499,785	3,399
2015	15		6,471,536	2,173	144	388,485	93,908,463	3,538					159	388,485	100,380,000	3,410
2016	15		6,582,116	2,219	144		93,714,838	3,493					159		100,296,954	3,372
2017	13	19,883	4,967,267	2,006	114		75,511,645	3,555					127	19,883	80,478,913	3,396
2018	13		5,056,483	2,142	114		78,603,254	3,777					127		83,659,737	3,610
2019	13		5,098,547	2,246	112		78,111,633	3,827					125		83,210,180	3,662
2020	13		5,161,356	2,309	107		77,807,594	3,933					120		82,968,950	3,757

SISTEMA ESTADISTICO
SEGUROS DE PENSIONES DERIVADOS DE LA SEGURIDAD SOCIAL

NUMERO DE PENSIONES

POLIZAS QUE INICIARON VIGENCIA EN 1998
EN VIGOR AL CIERRE

TOTAL

AÑO DE REPORTE	*INVALIDEZ E INCAPACIDAD*				*MUERTE*				*SOBREVIVENCIA*				*TOTAL*			
	NO. DE PENSIONES	PRIMA EMITIDA	RESERVA AL CIERRE	PENSION PROMEDIO AL CIERRE	NO. DE PENSIONES	PRIMA EMITIDA	RESERVA AL CIERRE	PENSION PROMEDIO AL CIERRE	NO. DE PENSIONES	PRIMA EMITIDA	RESERVA AL CIERRE	PENSION PROMEDIO AL CIERRE	NO. DE PENSIONES	PRIMA EMITIDA	RESERVA AL CIERRE	PENSION PROMEDIO AL CIERRE
1998	11,470	3,948,345,790	4,067,726,044	1,292	11,531	3,641,047,212	3,754,503,096	1,137	256	35,720	73,246,529	1,023	23,257	7,589,428,721	7,895,475,669	1,212
1999	10,755	37,605,904	4,249,183,026	1,531	11,475	55,100,922	4,189,536,220	1,348	686	620,768	216,529,294	1,133	22,916	93,327,594	8,655,248,540	1,427
2000	10,131	7,451,396	4,309,975,811	1,742	11,368	16,038,670	4,457,221,057	1,505	1,195	2,768,606	397,005,665	1,295	22,694	26,258,672	9,164,202,533	1,600
2001	9,631	3,480,074	4,226,012,737	1,882	11,352	7,783,396	4,591,856,945	1,629	1,482	2,514,370	511,995,594	1,427	22,465	13,777,841	9,329,865,275	1,724
2002	9,248	4,268,909	4,228,609,286	1,970	11,354	52,247,426	4,808,737,421	1,787	2,033	8,637,970	735,058,888	1,612	22,635	65,154,304	9,772,405,595	1,846
2003	8,890	2,320,762	4,157,490,046	2,078	11,301	1,484,812	4,856,645,484	1,895	2,303	2,639,083	851,593,331	1,705	22,494	6,444,657	9,865,728,862	1,948
2004	8,541	99,566,679	4,231,091,195	2,208	11,256	79,958,092	5,287,361,206	1,978	2,533	38,120,203	1,032,944,225	1,773	22,330	217,644,974	10,551,396,626	2,043
2005	8,237	13,217,858	4,140,584,745	2,324	11,117	1,723,548	5,273,936,388	2,082	2,772	9,275,973	1,142,095,285	1,875	22,126	24,217,378	10,556,616,418	2,146
2006	7,929	11,151,881	4,095,615,811	2,413	11,234	1,905,449	5,434,118,601	2,138	2,781	7,684,011	1,166,696,817	1,911	21,944	20,741,341	10,696,431,229	2,209
2007	7,637	8,400,677	4,032,823,312	2,474	11,093	2,192,909	5,459,033,702	2,206	2,934	4,928,649	1,250,755,547	1,998	21,664	15,522,235	10,742,612,561	2,272
2008	7,388	4,157,416	4,083,682,470	2,598	10,847	438,198	5,559,607,450	2,344	3,256	4,194,823	1,466,131,497	2,117	21,491	8,790,437	11,109,421,417	2,397
2009	7,141	1,914,589	4,025,372,133	2,783	10,583	1,539,687	5,541,052,193	2,502	3,420	2,444,244	1,570,398,054	2,276	21,144	5,898,520	11,136,822,379	2,568
2010	6,909	25,564,715	4,001,528,878	2,837	10,449	995,654	5,601,813,750	2,536	3,527	13,698,300	1,674,029,605	2,332	20,885	40,258,670	11,277,372,233	2,601
2011	6,725	6,057,429	3,955,092,968	2,998	10,271	1,406,931	5,604,139,427	2,710	3,610	3,710,851	1,745,149,976	2,497	20,606	11,175,210	11,304,382,374	2,767
2012	6,456	12,527,562	3,888,414,299	3,119	10,121	1,131,075	5,633,307,806	2,802	3,702	8,828,844	1,836,715,470	2,602	20,279	22,487,480	11,358,437,574	2,866
2013	6,249	5,883,112	3,844,914,323	3,212	9,987	1,170,609	5,653,276,058	2,870	3,769	3,223,183	1,900,910,478	2,678	20,005	10,276,903	11,399,100,858	2,941
2014	6,067	10,272,962	3,822,530,678	3,339	9,827	452,365	5,685,982,300	2,969	3,805	4,952,830	1,955,714,567	2,792	19,699	15,678,156	11,464,227,545	3,049
2015	5,821	8,941,655	3,688,956,344	3,509	9,647	199,252	5,596,707,481	3,040	3,891	7,833,130	2,001,946,927	2,928	19,359	16,974,037	11,287,610,752	3,159
2016	5,615	7,613,560	3,562,353,289	3,548	9,465	548,985	5,578,726,173	3,119	3,931	5,654,493	2,046,694,001	2,959	19,011	13,817,037	11,187,773,463	3,213
2017	4,676	8,323,820	3,171,975,426	3,748	7,677	620,048	4,707,731,829	3,187	3,183	6,661,898	1,742,423,170	3,132	15,536	15,604,966	9,622,130,424	3,344
2018	4,462	5,026,677	3,111,866,679	3,965	8,041	97,203	5,117,423,804	3,457	3,500	3,849,042	1,990,167,485	3,351	16,003	8,972,922	10,219,457,969	3,576
2019	4,260	5,195,623	2,982,669,901	4,088	7,829	36,095	5,043,942,856	3,567	3,528	7,205,816	2,024,596,123	3,487	15,617	12,437,534	10,051,208,881	3,691
2020	4,071	4,982,498	2,874,688,642	4,290	7,603	0	4,979,811,280	3,676	3,542	7,681,533	2,049,967,386	3,650	15,216	12,664,031	9,904,467,308	3,834

INVALIDEZ Y VIDA

AÑO DE REPORTE	*INVALIDEZ*				*MUERTE*				*SOBREVIVENCIA*				*TOTAL*			
	NO. DE PENSIONES	PRIMA EMITIDA	RESERVA AL CIERRE	PENSION PROMEDIO AL CIERRE	NO. DE PENSIONES	PRIMA EMITIDA	RESERVA AL CIERRE	PENSION PROMEDIO AL CIERRE	NO. DE PENSIONES	PRIMA EMITIDA	RESERVA AL CIERRE	PENSION PROMEDIO AL CIERRE	NO. DE PENSIONES	PRIMA EMITIDA	RESERVA AL CIERRE	PENSION PROMEDIO AL CIERRE
1998	10,183	3,676,657,465	3,792,401,627	1,352	10,089	3,070,398,041	3,173,951,857	1,083	256	35,720	73,246,529	1,023	20,528	6,747,091,226	7,039,600,013	1,216
1999	9,467	33,799,566	3,943,300,918	1,607	10,007	40,596,809	3,522,542,349	1,280	680	620,768	215,180,138	1,136	20,154	75,017,143	7,681,023,405	1,429
2000	8,860	5,092,369	3,983,257,612	1,835	9,906	8,756,835	3,743,822,855	1,431	1,187	2,768,606	394,656,778	1,295	19,953	16,617,810	8,121,737,245	1,602
2001	8,366	1,767,760	3,888,468,100	1,986	9,887	3,261,721	3,855,503,864	1,544	1,473	2,514,370	509,702,994	1,429	19,726	7,543,851	8,253,674,958	1,723
2002	7,988	2,236,832	3,876,203,435	2,084	9,871	45,178,339	4,032,027,276	1,696	2,024	8,602,177	732,648,740	1,615	19,883	56,017,348	8,640,879,451	1,844
2003	7,637	1,958,564	3,800,504,814	2,204	9,822	1,423,042	4,072,819,022	1,801	2,292	2,639,083	847,348,943	1,704	19,751	6,020,690	8,720,672,779	1,945
2004	7,295	98,399,543	3,861,249,104	2,352	9,783	54,538,221	4,431,440,215	1,877	2,519	37,849,864	1,027,552,731	1,773	19,597	190,787,628	9,320,242,050	2,040
2005	6,995	12,883,364	3,766,564,659	2,483	9,647	1,500,010	4,418,874,731	1,979	2,758	9,230,939	1,136,723,538	1,875	19,400	23,614,313	9,322,162,920	2,146
2006	6,696	9,624,859	3,711,333,156	2,581	9,769	1,454,552	4,569,227,707	2,033	2,767	7,684,011	1,161,323,759	1,911	19,232	18,763,422	9,441,884,622	2,206
2007	6,418	7,982,734	3,642,377,878	2,647	9,639	1,837,588	4,591,702,175	2,099	2,920	4,928,649	1,245,359,572	1,998	18,977	14,748,971	9,479,439,625	2,269
2008	6,180	4,094,145	3,678,291,426	2,789	9,397	418,997	4,666,295,324	2,233	3,241	4,185,544	1,459,984,024	2,117	18,818	8,698,685	9,804,570,775	2,395
2009	5,942	1,914,589	3,613,742,909	2,994	9,150	1,383,145	4,649,708,593	2,385	3,404	2,444,244	1,564,739,289	2,277	18,496	5,741,977	9,828,190,791	2,561
2010	5,715	25,192,068	3,579,386,336	3,056	9,021	864,503	4,702,709,518	2,421	3,512	13,698,300	1,668,376,441	2,333	18,248	39,754,871	9,950,472,295	2,603
2011	5,535	6,026,192	3,528,472,400	3,243	8,854	1,097,216	4,709,050,751	2,596	3,593	3,710,851	1,738,551,513	2,497	17,982	10,834,258	9,976,074,664	2,775
2012	5,280	12,352,368	3,455,160,794	3,382	8,714	283,308	4,734,671,625	2,694	3,685	8,769,179	1,829,825,623	2,603	17,679	21,404,856	10,019,658,043	2,881
2013	5,083	5,765,201	3,406,602,570	3,489	8,591	1,036,561	4,756,477,468	2,769	3,752	3,180,835	1,893,310,555	2,679	17,426	9,982,596	10,056,390,593	2,960
2014	4,911	10,032,392	3,376,345,967	3,634	8,440	452,365	4,787,208,367	2,878	3,787	4,893,471	1,947,019,737	2,792	17,138	15,378,227	10,110,574,070	3,076
2015	4,676	8,640,681	3,246,714,316	3,838	8,266	181,976	4,711,760,413	2,961	3,873	7,833,130	1,992,412,626	2,928	16,815	16,655,787	9,950,887,354	3,197
2016	4,482	7,462,843	3,119,294,811	3,886	8,104	50,200	4,701,080,962	3,053	3,912	5,654,493	2,036,772,784	2,959	16,498	13,167,535	9,857,148,557	3,257
2017	3,727	8,042,613	2,775,995,241	4,113	6,566	427,625	3,968,119,802	3,130	3,171	6,621,670	1,735,147,708	3,131	13,464	15,091,908	8,479,262,750	3,402
2018	3,526	4,785,200	2,708,428,292	4,363	6,873	97,203	4,313,301,610	3,416	3,486	3,849,042	1,981,415,517	3,351	13,885	8,731,445	9,003,145,419	3,640
2019	3,338	4,684,224	2,579,278,631	4,502	6,682	36,095	4,249,977,375	3,541	3,514	7,205,816	2,015,846,621	3,487	13,534	11,926,136	8,845,102,627	3,765
2020	3,165	4,623,098	2,474,280,471	4,755	6,478	0	4,191,243,510	3,663	3,525	7,681,533	2,039,447,770	3,651	13,168	12,304,631	8,704,971,750	3,922

RIESGOS DE TRABAJO

AÑO DE REPORTE	*INCAPACIDAD*				*MUERTE*				*SOBREVIVENCIA*				*TOTAL*			
	NO. DE PENSIONES	PRIMA EMITIDA	RESERVA AL CIERRE	PENSION PROMEDIO AL CIERRE	NO. DE PENSIONES	PRIMA EMITIDA	RESERVA AL CIERRE	PENSION PROMEDIO AL CIERRE	NO. DE PENSIONES	PRIMA EMITIDA	RESERVA AL CIERRE	PENSION PROMEDIO AL CIERRE	NO. DE PENSIONES	PRIMA EMITIDA	RESERVA AL CIERRE	PENSION PROMEDIO AL CIERRE
1998	1,287	271,688,325	275,324,417	820	1,442	570,649,171	580,551,239	1,512	0	0	0	0	2,729	842,337,495	855,875,655	1,186
1999	1,288	3,806,338	305,882,108	971	1,468	14,504,113	666,993,871	1,811	6	0	1,349,156	833	2,762	18,310,451	974,225,135	1,417
2000	1,271	2,359,027	326,718,199	1,095	1,462	7,281,835	713,398,202	2,010	8	0	2,348,887	1,362	2,741	9,640,862	1,042,465,288	1,584
2001	1,265	1,712,315	337,544,637	1,191	1,465	4,521,675	736,353,081	2,198	9	0	2,292,599	1,095	2,739	6,233,990	1,076,190,317	1,730
2002	1,260	2,032,077	352,405,853	1,249	1,483	7,069,086	776,710,145	2,393	9	35,793	2,410,149	770	2,752	9,136,956	1,131,526,144	1,864
2003	1,253	362,198	356,985,232	1,312	1,479	61,770	783,826,462	2,525	11	0	4,244,388	1,888	2,743	423,967	1,145,056,083	1,969
2004	1,246	1,167,136	369,842,090	1,370	1,473	25,419,870	855,920,992	2,643	14	270,339	5,391,494	1,796	2,733	26,857,346	1,231,154,576	2,058
2005	1,242	334,494	374,020,086	1,430	1,470	223,537	855,061,657	2,760	14	45,034	5,371,755	1,937	2,726	603,065	1,234,453,499	2,150
2006	1,233	1,527,022	384,282,654	1,500	1,465	450,897	864,890,894	2,841	14	0	5,373,058	1,949	2,712	1,977,919	1,254,546,607	2,227
2007	1,219	417,943	390,445,434	1,563	1,454	355,321	867,331,528	2,914	14	0	5,395,975	2,079	2,687	773,264	1,263,172,936	2,297
2008	1,208	63,271	405,391,043	1,620	1,450	19,201	893,312,126	3,065	15	9,279	6,147,473	2,165	2,673	91,751	1,304,850,642	2,407
2009	1,199	0	411,629,223	1,736	1,433	156,542	891,343,600	3,253	16	0	5,658,764	2,104	2,648	156,542	1,308,631,588	2,559
2010	1,194	372,647	422,142,542	1,788	1,428	131,152	899,104,232	3,262	15	0	5,653,164	2,161	2,637	503,799	1,326,899,938	2,588
2011	1,190	31,237	426,620,568	1,862	1,417	309,715	895,088,676	3,427	17	0	6,598,466	2,320	2,624	340,952	1,328,307,710	2,710
2012	1,176	175,194	433,253,505	1,936	1,407	847,767	898,636,180	3,470	17	59,664	6,889,847	2,346	2,600	1,082,624	1,338,779,532	2,769
2013	1,166	117,912	438,311,754	2,003	1,396	134,048	896,798,590	3,492	17	42,348	7,599,922	2,474	2,579	294,307	1,342,710,265	2,812
2014	1,156	240,570	446,184,712	2,087	1,387	0	898,773,933	3,521	18	59,359	8,694,830	2,768	2,561	299,929	1,353,653,475	2,868
2015	1,145	300,973	442,242,028	2,166	1,381	17,277	884,947,069	3,516	18	0	9,534,301	2,971	2,544	318,250	1,336,723,398	2,905
2016	1,133	150,717	443,058,478	2,210	1,361	498,785	877,645,211	3,509	19	0	9,921,217	2,935	2,513	649,502	1,330,624,906	2,919
2017	949	281,207	395,980,185	2,314	1,111	192,423	739,612,027	3,525	12	39,428	7,275,463	3,506	2,072	513,058	1,142,867,674	2,970
2018	936	241,478	403,438,388	2,469	1,168	0	804,122,194	3,703	14	0	8,751,968	3,394	2,118	241,478	1,216,312,550	3,155
2019	922	511,398	403,391,270	2,587	1,147	0	793,965,482	3,708	14	0	8,749,502	3,537	2,083	511,398	1,206,106,254	3,210
2020	906	359,401	400,408,172	2,662	1,125	0	788,567,771	3,751	17	0	10,519,616	3,530	2,048	359,401	1,199,495,558	3,267

SISTEMA ESTADISTICO
SEGUROS DE PENSIONES DERIVADOS DE LA SEGURIDAD SOCIAL

NUMERO DE PENSIONES

POLIZAS QUE INICIARON VIGENCIA EN 1999
EN VIGOR AL CIERRE

TOTAL

AÑO DE REPORTE	*INVALIDEZ E INCAPACIDAD*				*MUERTE*				*SOBREVIVENCIA*				*TOTAL*			
	NO. DE PENSIONES	PRIMA EMITIDA	RESERVA AL CIERRE	PENSION PROMEDIO AL CIERRE	NO. DE PENSIONES	PRIMA EMITIDA	RESERVA AL CIERRE	PENSION PROMEDIO AL CIERRE	NO. DE PENSIONES	PRIMA EMITIDA	RESERVA AL CIERRE	PENSION PROMEDIO AL CIERRE	NO. DE PENSIONES	PRIMA EMITIDA	RESERVA AL CIERRE	PENSION PROMEDIO AL CIERRE
1999	11,943	4,705,644,561	4,683,547,484	1,511	12,231	4,438,293,112	4,403,296,879	1,329	506	6,653,258	159,180,601	1,121	24,680	9,150,590,931	9,246,024,964	1,413
2000	11,494	62,345,143	4,825,896,580	1,690	12,328	80,561,120	4,769,228,095	1,486	928	3,166,899	323,721,200	1,358	24,750	146,073,162	9,918,845,875	1,576
2001	10,969	10,306,971	4,759,950,571	1,837	12,310	14,013,384	4,914,151,157	1,598	1,164	2,360,827	420,191,903	1,460	24,443	26,681,182	10,094,293,632	1,698
2002	10,471	8,665,704	4,710,796,703	1,916	12,184	50,130,140	5,090,899,272	1,741	1,481	7,418,076	573,397,784	1,680	24,136	66,213,920	10,375,093,760	1,813
2003	10,080	2,517,274	4,637,635,988	2,021	12,091	4,239,937	5,145,426,951	1,851	1,884	2,238,511	705,438,321	1,724	23,975	8,995,723	10,488,501,260	1,913
2004	9,776	89,434,998	4,735,137,236	2,131	12,053	95,745,268	5,614,149,808	1,939	1,986	34,832,980	848,600,226	1,798	23,815	220,013,247	11,197,887,270	2,006
2005	9,449	12,690,617	4,641,585,156	2,244	11,929	4,888,554	5,594,166,198	2,031	2,263	8,572,007	972,034,458	1,903	23,641	26,151,178	11,207,785,812	2,104
2006	9,135	10,952,994	4,601,652,287	2,314	12,075	2,328,952	5,796,306,524	2,095	2,220	7,110,096	967,314,304	1,926	23,430	20,392,043	11,365,273,115	2,164
2007	8,849	8,061,528	4,550,955,683	2,518	11,930	1,674,561	5,829,196,228	2,161	2,398	6,502,351	1,061,340,892	2,028	23,177	16,238,440	11,441,492,803	2,284
2008	8,576	7,191,956	4,619,627,773	2,493	11,580	2,928,708	5,888,401,164	2,303	2,805	4,624,283	1,301,968,979	2,137	22,961	14,744,947	11,809,997,916	2,354
2009	8,341	2,189,964	4,566,263,151	2,659	11,340	1,073,718	5,899,446,589	2,470	2,980	2,744,194	1,417,002,381	2,321	22,661	6,007,875	11,882,712,121	2,520
2010	8,131	21,558,330	4,576,525,081	2,734	11,185	499,167	5,958,487,207	2,515	3,091	14,383,267	1,508,587,924	2,370	22,407	36,440,764	12,043,600,211	2,574
2011	7,909	11,321,511	4,535,644,418	2,848	10,991	3,168,298	5,964,983,184	2,669	3,222	7,454,146	1,590,977,261	2,492	22,122	21,943,954	12,091,604,863	2,707
2012	7,642	16,243,055	4,486,664,669	2,998	10,807	810,004	5,989,664,201	2,768	3,337	12,376,555	1,688,487,461	2,614	21,786	29,429,615	12,164,816,330	2,825
2013	7,464	6,751,340	4,459,370,685	3,082	10,631	677,506	6,001,074,778	2,838	3,396	5,134,819	1,755,948,257	2,694	21,491	12,563,666	12,216,393,719	2,900
2014	7,288	14,367,644	4,437,220,299	3,191	10,429	1,450,285	6,021,183,792	2,933	3,416	6,412,127	1,817,722,619	2,821	21,133	22,230,056	12,276,126,710	3,004
2015	7,042	9,729,412	4,291,839,252	3,334	10,244	324,610	5,925,898,781	3,005	3,487	8,590,870	1,878,470,822	2,965	20,773	18,644,892	12,096,208,855	3,110
2016	6,839	8,171,972	4,162,679,613	3,352	10,067	1,247,810	5,911,103,858	3,077	3,526	4,223,142	1,918,575,807	3,021	20,432	13,642,923	11,992,359,277	3,159
2017	5,963	6,840,316	3,913,221,990	3,546	8,398	195,821	5,185,107,577	3,173	3,005	3,594,928	1,717,176,142	3,144	17,366	10,631,065	10,815,505,709	3,296
2018	5,723	5,407,010	3,862,646,034	3,768	8,805	264,958	5,611,730,097	3,419	3,291	6,505,095	1,947,487,571	3,396	17,819	12,177,063	11,421,863,701	3,527
2019	5,541	6,286,232	3,763,226,910	3,907	8,588	220,527	5,536,220,055	3,537	3,307	5,632,911	1,975,065,678	3,548	17,436	12,139,670	11,274,512,643	3,657
2020	5,343	5,239,184	3,659,846,674	4,071	8,341	1,677,913	5,477,718,972	3,649	3,329	8,009,116	2,017,635,837	3,718	17,013	14,926,213	11,155,201,482	3,795

INVALIDEZ Y VIDA

AÑO DE REPORTE	*INVALIDEZ*				*MUERTE*				*SOBREVIVENCIA*				*TOTAL*			
	NO. DE PENSIONES	PRIMA EMITIDA	RESERVA AL CIERRE	PENSION PROMEDIO AL CIERRE	NO. DE PENSIONES	PRIMA EMITIDA	RESERVA AL CIERRE	PENSION PROMEDIO AL CIERRE	NO. DE PENSIONES	PRIMA EMITIDA	RESERVA AL CIERRE	PENSION PROMEDIO AL CIERRE	NO. DE PENSIONES	PRIMA EMITIDA	RESERVA AL CIERRE	PENSION PROMEDIO AL CIERRE
1999	9,201	3,977,859,426	3,964,648,060	1,646	10,549	3,627,995,260	3,603,042,509	1,241	504	6,653,258	159,032,434	1,124	20,254	7,612,507,944	7,726,723,003	1,422
2000	8,740	53,142,960	4,048,307,920	1,849	10,603	56,661,029	3,888,149,075	1,387	921	2,639,677	320,901,572	1,356	20,264	112,443,666	8,257,358,567	1,585
2001	8,238	5,673,459	3,957,435,636	2,017	10,578	7,430,204	4,003,546,434	1,486	1,158	2,360,827	416,721,107	1,460	19,974	15,464,490	8,377,703,178	1,703
2002	7,747	3,111,702	3,872,946,335	2,112	10,474	42,746,464	4,155,174,783	1,627	1,475	7,418,076	570,824,432	1,680	19,696	53,276,242	8,598,945,550	1,822
2003	7,374	1,552,297	3,784,124,478	2,233	10,379	4,103,569	4,199,641,473	1,730	1,789	2,238,511	699,309,013	1,725	19,542	7,894,377	8,683,074,964	1,919
2004	7,085	86,918,259	3,850,590,516	2,371	10,341	63,129,590	4,579,492,926	1,811	1,970	34,285,140	841,077,406	1,797	19,396	184,332,979	9,271,160,848	2,014
2005	6,777	11,552,873	3,753,044,247	2,509	10,223	3,228,158	4,565,457,175	1,901	2,245	8,415,676	963,416,840	1,902	19,245	23,196,707	9,281,918,262	2,115
2006	6,480	10,244,078	3,694,808,980	2,594	10,370	1,060,574	4,753,003,278	1,961	2,202	6,900,751	956,927,918	1,920	19,052	18,205,403	9,404,740,176	2,172
2007	6,213	7,325,640	3,630,029,449	2,751	10,241	788,007	4,783,231,542	2,026	2,376	6,500,969	1,049,897,468	2,024	18,830	14,614,617	9,463,158,459	2,265
2008	5,959	6,705,867	3,662,455,651	2,818	9,897	2,548,353	4,814,676,724	2,164	2,782	4,588,258	1,289,972,929	2,133	18,638	13,842,479	9,767,105,303	2,368
2009	5,735	1,985,924	3,591,564,840	3,017	9,677	607,243	4,826,960,647	2,323	2,954	2,744,194	1,402,202,364	2,317	18,366	5,337,361	9,820,727,851	2,539
2010	5,540	20,723,870	3,581,053,114	3,110	9,530	460,881	4,879,511,023	2,371	3,063	14,305,440	1,492,772,065	2,365	18,133	35,490,191	9,953,336,202	2,596
2011	5,342	9,747,611	3,532,195,367	3,291	9,353	608,014	4,890,629,523	2,521	3,189	7,413,873	1,572,461,040	2,489	17,884	17,769,498	9,995,285,930	2,745
2012	5,096	15,485,746	3,467,291,858	3,452	9,183	421,208	4,913,697,118	2,627	3,302	12,263,313	1,667,028,635	2,608	17,581	28,170,267	10,048,017,611	2,863
2013	4,934	6,453,999	3,425,174,923	3,555	9,025	677,506	4,928,647,565	2,704	3,360	5,018,102	1,733,767,586	2,689	17,319	12,149,608	10,087,590,073	2,944
2014	4,776	12,914,253	3,390,774,855	3,694	8,842	1,450,285	4,946,148,429	2,806	3,378	6,412,127	1,791,585,619	2,814	16,996	20,776,665	10,128,508,904	3,057
2015	4,549	7,560,274	3,246,095,658	3,881	8,670	309,128	4,868,953,194	2,880	3,452	8,590,870	1,853,203,922	2,957	16,671	16,460,272	9,968,252,773	3,169
2016	4,377	7,115,068	3,114,703,620	3,899	8,500	962,095	4,858,547,599	2,971	3,490	4,223,142	1,892,826,923	3,012	16,367	12,300,305	9,866,078,142	3,228
2017	3,823	6,182,586	2,936,669,664	4,130	7,092	90,616	4,286,227,942	3,086	2,973	3,594,928	1,693,089,514	3,135	13,888	9,868,131	8,915,987,120	3,384
2018	3,621	4,888,421	2,871,365,963	4,404	7,416	264,958	4,631,615,343	3,343	3,248	6,505,095	1,917,077,287	3,393	14,285	11,658,473	9,420,058,593	3,623
2019	3,478	5,507,058	2,778,211,703	4,572	7,221	208,330	4,566,628,676	3,475	3,260	5,632,911	1,942,537,412	3,547	13,951	11,348,299	9,287,377,791	3,765
2020	3,309	4,262,538	2,676,041,849	4,802	7,005	1,677,913	4,515,507,117	3,596	3,277	8,009,116	1,982,592,057	3,719	13,591	13,949,567	9,174,141,023	3,920

RIESGOS DE TRABAJO

AÑO DE REPORTE	*INCAPACIDAD*				*MUERTE*				*SOBREVIVENCIA*				*TOTAL*			
	NO. DE PENSIONES	PRIMA EMITIDA	RESERVA AL CIERRE	PENSION PROMEDIO AL CIERRE	NO. DE PENSIONES	PRIMA EMITIDA	RESERVA AL CIERRE	PENSION PROMEDIO AL CIERRE	NO. DE PENSIONES	PRIMA EMITIDA	RESERVA AL CIERRE	PENSION PROMEDIO AL CIERRE	NO. DE PENSIONES	PRIMA EMITIDA	RESERVA AL CIERRE	PENSION PROMEDIO AL CIERRE
1999	2,742	727,785,135	718,899,424	1,057	1,682	810,297,852	800,254,370	1,882	2	0	148,167	331	4,426	1,538,082,987	1,519,301,961	1,370
2000	2,754	9,202,183	777,588,660	1,186	1,725	23,900,091	881,079,020	2,096	7	527,222	2,819,628	1,605	4,486	33,629,496	1,661,487,308	1,537
2001	2,731	4,633,512	802,514,935	1,295	1,732	6,583,180	910,604,723	2,279	6	0	3,470,796	1,391	4,469	11,216,692	1,716,590,454	1,677
2002	2,724	5,554,002	837,850,368	1,362	1,710	7,383,676	935,724,489	2,439	6	0	2,573,353	1,805	4,440	12,937,678	1,776,148,210	1,777
2003	2,706	964,978	853,511,510	1,444	1,712	136,368	945,785,479	2,587	15	0	6,129,308	1,669	4,433	1,101,346	1,805,426,296	1,886
2004	2,691	2,516,749	884,546,719	1,500	1,712	32,615,678	1,034,656,883	2,709	16	547,841	7,522,820	1,849	4,419	35,680,267	1,926,726,422	1,970
2005	2,672	1,137,744	888,540,908	1,573	1,706	1,660,396	1,028,709,023	2,811	18	156,331	8,617,618	1,990	4,396	2,954,472	1,925,867,550	2,055
2006	2,655	708,916	906,843,308	1,629	1,705	1,268,379	1,043,303,245	2,905	18	209,345	10,386,386	2,641	4,378	2,186,640	1,960,532,939	2,130
2007	2,636	735,889	920,926,234	1,970	1,689	886,554	1,045,964,685	2,983	22	1,381	11,443,424	2,475	4,347	1,623,824	1,978,334,344	2,366
2008	2,617	486,089	957,172,122	1,754	1,683	380,355	1,073,724,441	3,121	23	36,024	11,996,051	2,698	4,323	902,468	2,042,892,613	2,291
2009	2,606	204,040	974,698,311	1,872	1,663	466,474	1,072,485,941	3,325	26	0	14,800,017	2,800	4,295	670,514	2,061,984,270	2,440
2010	2,591	834,469	995,471,967	1,928	1,655	38,286	1,078,976,184	3,347	28	77,827	15,815,859	2,922	4,274	950,573	2,090,264,010	2,484
2011	2,567	1,573,900	1,003,449,052	1,925	1,638	2,560,284	1,074,353,660	3,509	33	40,273	18,516,221	2,826	4,238	4,174,456	2,096,318,933	2,545
2012	2,546	757,310	1,019,372,810	2,090	1,624	388,796	1,075,967,083	3,566	35	113,241	21,458,825	3,186	4,205	1,259,347	2,116,798,718	2,669
2013	2,530	297,341	1,034,195,762	2,160	1,606	0	1,072,427,213	3,588	36	116,717	22,180,671	3,231	4,172	414,058	2,128,803,646	2,719
2014	2,512	1,453,391	1,046,445,444	2,234	1,587	0	1,075,035,362	3,640	38	0	26,136,999	3,511	4,137	1,453,391	2,147,617,805	2,785
2015	2,493	2,169,137	1,045,743,594	2,336	1,574	15,482	1,056,945,587	3,693	35	0	25,266,900	3,821	4,102	2,184,619	2,127,956,082	2,870
2016	2,462	1,056,904	1,047,975,993	2,380	1,567	285,715	1,052,556,258	3,653	36	0	25,748,884	3,816	4,065	1,342,619	2,126,281,135	2,883
2017	2,140	657,730	976,552,326	2,501	1,306	105,204	898,879,636	3,647	32	0	24,086,628	3,958	3,478	762,934	1,899,518,590	2,945
2018	2,102	518,589	991,280,071	2,673	1,389	0	980,114,753	3,826	43	0	30,410,284	3,603	3,534	518,589	2,001,805,108	3,138
2019	2,071	779,174	985,015,207	2,792	1,367	12,197	969,591,379	3,864	47	0	32,528,266	3,602	3,485	791,371	1,987,134,852	3,223
2020	2,034	976,646	983,804,825	2,883	1,336	0	962,211,855	3,928	52	0	35,043,779	3,628	3,422	976,646	1,981,060,459	3,302

SISTEMA ESTADISTICO
SEGUROS DE PENSIONES DERIVADOS DE LA SEGURIDAD SOCIAL

NUMERO DE PENSIONES

POLIZAS QUE INICIARON VIGENCIA EN 2000

EN VIGOR AL CIERRE

TOTAL

AÑO DE REPORTE	*INVALIDEZ E INCAPACIDAD*				*MUERTE*				*SOBREVIVENCIA*				*TOTAL*			
	NO. DE PENSIONES	PRIMA EMITIDA	RESERVA AL CIERRE	PENSION PROMEDIO AL CIERRE	NO. DE PENSIONES	PRIMA EMITIDA	RESERVA AL CIERRE	PENSION PROMEDIO AL CIERRE	NO. DE PENSIONES	PRIMA EMITIDA	RESERVA AL CIERRE	PENSION PROMEDIO AL CIERRE	NO. DE PENSIONES	PRIMA EMITIDA	RESERVA AL CIERRE	PENSION PROMEDIO AL CIERRE
2000	13,359	5,650,976,982	5,555,809,824	1,656	13,546	5,276,376,408	5,200,296,148	1,467	203	2,355,267	76,358,108	1,460	27,108	10,929,708,657	10,832,464,080	1,560
2001	12,910	107,511,149	5,556,123,753	1,804	13,696	107,268,366	5,449,026,284	1,583	874	3,494,778	321,834,812	1,425	27,480	218,274,293	11,326,984,849	1,682
2002	12,302	14,518,244	5,508,818,674	1,901	13,572	61,452,200	5,652,472,984	1,722	1,199	7,851,271	459,591,693	1,608	27,073	83,821,714	11,620,883,352	1,799
2003	11,776	6,133,277	5,403,775,861	2,009	13,465	2,859,884	5,716,321,087	1,827	1,647	4,214,607	636,690,797	1,666	26,888	13,207,768	11,756,787,745	1,897
2004	11,371	93,772,850	5,492,661,072	2,122	13,410	110,401,810	6,240,353,243	1,915	1,923	40,722,110	816,265,063	1,748	26,704	244,896,769	12,549,279,379	1,991
2005	10,988	18,980,195	5,376,193,495	2,233	13,259	4,280,254	6,234,581,511	2,018	2,248	11,913,118	964,575,893	1,864	26,495	35,173,567	12,575,350,899	2,094
2006	10,567	14,598,343	5,303,817,686	2,297	13,472	3,736,406	6,455,073,206	2,072	2,268	9,370,359	999,525,296	1,891	26,307	27,705,108	12,758,416,188	2,147
2007	10,223	11,137,662	5,237,685,212	2,365	13,357	1,163,403	6,502,159,291	2,134	2,458	6,371,186	1,102,181,713	1,989	26,038	18,672,250	12,842,026,216	2,211
2008	9,918	9,796,962	5,312,274,243	2,471	13,018	6,124,533	6,622,417,997	2,287	2,953	7,038,087	1,394,963,256	2,145	25,889	22,959,582	13,329,655,497	2,342
2009	9,617	11,889,920	5,257,701,551	2,644	12,800	1,932,397	6,624,321,503	2,438	3,151	3,119,098	1,503,119,870	2,288	25,568	16,941,414	13,385,142,923	2,497
2010	9,363	30,497,237	5,262,593,243	2,721	12,652	1,514,522	6,702,231,028	2,480	3,296	20,481,894	1,621,304,114	2,397	25,311	52,493,653	13,586,128,386	2,559
2011	9,094	13,734,883	5,216,233,016	2,860	12,459	939,873	6,712,930,083	2,623	3,467	7,252,489	1,730,601,659	2,486	25,020	21,927,245	13,659,764,758	2,690
2012	8,801	16,196,219	5,172,668,090	2,993	12,285	3,053,261	6,750,880,615	2,726	3,589	13,294,215	1,825,453,863	2,591	24,675	32,543,695	13,749,002,567	2,801
2013	8,583	10,522,042	5,139,710,856	3,090	12,089	285,798	6,777,257,902	2,813	3,685	8,158,851	1,909,367,703	2,671	24,357	18,966,691	13,826,336,462	2,889
2014	8,339	11,956,098	5,114,364,549	3,213	11,895	939,964	6,814,546,039	2,911	3,751	11,386,687	1,991,619,900	2,784	23,985	24,282,749	13,920,530,489	2,996
2015	8,075	11,219,826	4,978,736,021	3,371	11,693	1,152,320	6,704,621,009	2,973	3,850	7,191,244	2,043,379,327	2,904	23,618	19,563,390	13,726,736,357	3,098
2016	7,880	10,802,047	4,864,811,409	3,399	11,492	147,457	6,658,122,285	3,037	3,882	11,011,086	2,084,631,096	2,945	23,254	21,960,590	13,607,564,790	3,144
2017	7,329	7,969,229	4,811,322,821	3,546	9,938	63,380	6,031,402,343	3,102	3,459	4,906,505	1,926,258,923	3,042	20,726	12,939,113	12,768,984,088	3,249
2018	7,044	6,402,395	4,751,547,130	3,772	10,456	341,857	6,588,069,286	3,375	3,739	7,599,035	2,170,989,324	3,292	21,239	14,343,287	13,510,605,740	3,492
2019	6,814	10,689,175	4,622,427,774	3,914	10,226	1,987,780	6,508,810,449	3,496	3,761	7,663,270	2,213,269,042	3,445	20,801	20,340,225	13,344,507,265	3,624
2020	6,814	10,689,175	4,622,427,774	3,914	10,226	1,987,780	6,508,810,449	3,496	3,761	7,663,270	2,213,269,042	3,445	20,801	20,340,225	13,344,507,265	3,624

INVALIDEZ Y VIDA

AÑO DE REPORTE	*INVALIDEZ*				*MUERTE*				*SOBREVIVENCIA*				*TOTAL*			
	NO. DE PENSIONES	PRIMA EMITIDA	RESERVA AL CIERRE	PENSION PROMEDIO AL CIERRE	NO. DE PENSIONES	PRIMA EMITIDA	RESERVA AL CIERRE	PENSION PROMEDIO AL CIERRE	NO. DE PENSIONES	PRIMA EMITIDA	RESERVA AL CIERRE	PENSION PROMEDIO AL CIERRE	NO. DE PENSIONES	PRIMA EMITIDA	RESERVA AL CIERRE	PENSION PROMEDIO AL CIERRE
2000	10,295	4,779,713,734	4,700,682,441	1,798	11,776	4,390,064,247	4,337,444,645	1,388	200	2,355,267	75,243,928	1,462	22,271	9,172,133,248	9,113,371,014	1,578
2001	9,804	83,069,941	4,649,437,884	1,965	11,868	74,246,929	4,520,388,968	1,490	868	3,494,778	319,900,652	1,427	22,540	160,811,649	9,489,727,504	1,694
2002	9,221	5,739,810	4,562,952,295	2,081	11,744	50,526,021	4,686,900,388	1,626	1,190	7,815,216	456,720,127	1,610	22,155	64,081,047	9,706,572,810	1,815
2003	8,709	3,718,292	4,435,987,788	2,208	11,637	1,668,506	4,738,932,220	1,725	1,635	4,214,607	632,953,672	1,668	21,981	9,601,405	9,807,873,679	1,912
2004	8,322	90,699,507	4,488,270,736	2,347	11,589	74,248,855	5,170,735,117	1,804	1,910	40,437,876	811,437,948	1,750	21,821	205,386,237	10,470,443,801	2,006
2005	7,952	16,724,557	4,359,338,107	2,480	11,446	3,575,280	5,164,000,085	1,900	2,235	11,913,118	959,709,221	1,866	21,633	32,212,955	10,483,047,413	2,109
2006	7,556	12,766,220	4,264,234,172	2,556	11,665	3,263,170	5,375,617,703	1,957	2,253	9,370,359	993,096,231	1,892	21,474	25,399,749	10,632,948,106	2,161
2007	7,236	10,565,641	4,185,280,836	2,636	11,556	1,160,689	5,415,597,627	2,012	2,441	6,314,157	1,093,542,004	1,987	21,233	18,040,486	10,694,420,467	2,222
2008	6,946	8,668,877	4,212,706,508	2,769	11,216	1,745,482	5,495,581,151	2,160	2,933	6,874,347	1,384,979,506	2,144	21,095	17,288,707	11,093,267,165	2,358
2009	6,663	5,842,349	4,134,385,341	2,972	11,009	1,774,320	5,500,256,500	2,306	3,130	3,119,098	1,492,463,276	2,286	20,802	10,735,767	11,127,105,117	2,516
2010	6,420	30,302,356	4,111,474,720	3,067	10,871	1,377,758	5,569,917,928	2,353	3,273	20,419,815	1,610,029,967	2,397	20,564	52,099,928	11,291,422,615	2,583
2011	6,174	9,107,028	4,048,124,082	3,242	10,692	336,977	5,583,681,212	2,495	3,441	7,184,811	1,716,451,172	2,484	20,307	16,628,816	11,348,256,466	2,720
2012	5,904	15,734,910	3,988,324,233	3,412	10,529	2,942,118	5,618,512,372	2,602	3,561	13,112,109	1,809,688,516	2,590	19,994	31,789,137	11,416,525,120	2,839
2013	5,704	9,787,604	3,937,135,558	3,531	10,341	285,798	5,644,138,703	2,694	3,656	8,158,851	1,892,976,577	2,670	19,701	18,232,254	11,474,250,838	2,932
2014	5,497	11,040,730	3,892,737,959	3,679	10,166	939,964	5,679,318,533	2,798	3,722	11,331,420	1,974,340,638	2,782	19,385	23,312,115	11,546,397,129	3,045
2015	5,260	10,646,993	3,759,589,990	3,882	9,974	1,152,320	5,587,717,130	2,865	3,819	7,119,875	2,025,435,386	2,903	19,053	18,919,188	11,372,742,506	3,154
2016	5,097	10,068,749	3,639,661,168	3,916	9,792	147,457	5,554,143,601	2,943	3,851	11,011,086	2,066,323,639	2,945	18,740	21,227,293	11,260,128,408	3,208
2017	4,680	7,300,935	3,569,514,006	4,092	8,435	29,576	5,037,971,660	3,030	3,427	4,906,505	1,907,312,915	3,043	16,542	12,237,015	10,514,798,581	3,333
2018	4,432	5,650,806	3,490,222,557	4,376	8,881	224,798	5,521,373,424	3,317	3,701	7,599,035	2,149,185,977	3,296	17,014	13,474,639	11,160,781,958	3,588
2019	4,237	9,846,071	3,363,579,117	4,543	8,675	1,987,780	5,455,766,949	3,450	3,721	7,663,270	2,189,957,694	3,449	16,633	19,497,121	11,009,303,760	3,728
2020	4,022	4,178,693	3,228,794,330	4,767	8,438	0	5,392,891,407	3,560	3,750	5,624,890	2,239,248,312	3,621	16,210	9,803,583	10,860,934,049	3,874

RIESGOS DE TRABAJO

AÑO DE REPORTE	*INCAPACIDAD*				*MUERTE*				*SOBREVIVENCIA*				*TOTAL*			
	NO. DE PENSIONES	PRIMA EMITIDA	RESERVA AL CIERRE	PENSION PROMEDIO AL CIERRE	NO. DE PENSIONES	PRIMA EMITIDA	RESERVA AL CIERRE	PENSION PROMEDIO AL CIERRE	NO. DE PENSIONES	PRIMA EMITIDA	RESERVA AL CIERRE	PENSION PROMEDIO AL CIERRE	NO. DE PENSIONES	PRIMA EMITIDA	RESERVA AL CIERRE	PENSION PROMEDIO AL CIERRE
2000	3,064	871,263,248	855,127,383	1,178	1,770	886,312,161	862,851,503	1,994	3	0	1,114,180	1,307	4,837	1,757,575,409	1,719,093,066	1,477
2001	3,106	24,441,208	906,685,869	1,295	1,828	33,021,437	928,637,316	2,186	6	0	1,934,160	1,195	4,940	57,462,645	1,837,257,344	1,624
2002	3,081	8,778,434	945,866,380	1,363	1,828	10,926,179	965,572,596	2,342	9	36,055	2,871,566	1,295	4,918	19,740,667	1,914,310,542	1,727
2003	3,067	2,414,985	967,788,073	1,444	1,828	1,191,378	977,388,867	2,475	12	0	3,737,125	1,361	4,907	3,606,363	1,948,914,065	1,828
2004	3,049	3,073,343	1,004,390,337	1,507	1,821	36,152,955	1,069,618,127	2,621	13	284,234	4,827,115	1,454	4,883	39,510,532	2,078,835,578	1,922
2005	3,036	2,255,638	1,016,855,388	1,588	1,813	704,974	1,070,581,427	2,763	13	0	4,866,672	1,532	4,862	2,960,612	2,092,303,486	2,026
2006	3,011	1,832,123	1,039,583,513	1,647	1,807	473,236	1,079,455,504	2,813	15	0	6,429,065	1,762	4,833	2,305,359	2,125,468,083	2,083
2007	2,987	572,021	1,052,404,375	1,707	1,801	2,713	1,086,561,664	2,918	17	57,029	8,639,709	2,284	4,805	631,763	2,147,605,749	2,163
2008	2,972	1,128,084	1,099,567,735	1,775	1,802	4,379,050	1,126,836,847	3,078	20	163,740	9,983,750	2,301	4,794	5,670,875	2,236,388,332	2,267
2009	2,954	6,047,571	1,123,316,210	1,903	1,791	158,077	1,124,065,003	3,250	21	0	10,656,594	2,454	4,766	6,205,647	2,258,037,806	2,411
2010	2,943	194,881	1,151,118,524	1,967	1,781	136,765	1,132,313,100	3,259	23	62,079	11,274,148	2,337	4,747	393,725	2,294,705,771	2,453
2011	2,928	4,627,855	1,168,108,935	2,053	1,767	602,896	1,129,248,870	3,394	26	67,678	14,150,487	2,639	4,713	5,298,429	2,311,508,292	2,559
2012	2,897	461,309	1,184,343,857	2,138	1,756	111,144	1,132,368,243	3,466	28	182,106	15,765,347	2,790	4,681	754,558	2,332,477,447	2,640
2013	2,879	734,438	1,202,575,298	2,216	1,748	0	1,133,119,199	3,517	29	0	16,391,126	2,802	4,656	734,438	2,352,085,624	2,708
2014	2,842	915,367	1,221,626,591	2,311	1,729	0	1,135,227,506	3,573	29	55,267	17,279,262	3,013	4,600	970,634	2,374,133,359	2,790
2015	2,815	572,833	1,219,146,031	2,416	1,719	0	1,116,903,880	3,599	31	71,369	17,943,940	3,057	4,565	644,201	2,353,993,851	2,866
2016	2,783	733,297	1,225,150,241	2,454	1,700	0	1,103,978,683	3,574	31	0	18,307,457	2,941	4,514	733,297	2,347,436,381	2,879
2017	2,649	668,294	1,241,808,815	2,580	1,503	33,804	993,430,683	3,501	32	0	18,946,008	2,923	4,184	702,098	2,254,185,506	2,914
2018	2,612	751,589	1,261,324,573	2,748	1,575	117,059	1,066,695,862	3,702	38	0	21,803,347	2,973	4,225	868,648	2,349,823,782	3,106
2019	2,577	843,104	1,258,848,656	2,880	1,551	0	1,053,043,500	3,753	40	0	23,311,348	3,122	4,168	843,104	2,335,203,505	3,207
2020	2,520	1,030,916	1,247,697,884	2,964	1,517	0	1,042,828,423	3,797	44	0	28,816,457	3,503	4,081	1,030,916	2,319,342,764	3,279

SISTEMA ESTADISTICO
SEGUROS DE PENSIONES DERIVADOS DE LA SEGURIDAD SOCIAL

NUMERO DE PENSIONES

POLIZAS QUE INICIARON VIGENCIA EN 2001

EN VIGOR AL CIERRE

TOTAL

AÑO DE REPORTE	*INVALIDEZ E INCAPACIDAD*				*MUERTE*				*SOBREVIVENCIA*				*TOTAL*			
	NO. DE PENSIONES	PRIMA EMITIDA	RESERVA AL CIERRE	PENSION PROMEDIO AL CIERRE	NO. DE PENSIONES	PRIMA EMITIDA	RESERVA AL CIERRE	PENSION PROMEDIO AL CIERRE	NO. DE PENSIONES	PRIMA EMITIDA	RESERVA AL CIERRE	PENSION PROMEDIO AL CIERRE	NO. DE PENSIONES	PRIMA EMITIDA	RESERVA AL CIERRE	PENSION PROMEDIO AL CIERRE
2001	15,750	7,285,426,391	7,058,497,184	1,851	14,571	5,937,322,692	5,735,657,865	1,570	300	46,561,755	129,540,192	1,319	30,621	13,269,310,838	12,923,695,241	1,712
2002	15,142	132,809,923	7,061,204,727	1,951	14,755	182,518,516	6,116,599,708	1,682	926	9,032,069	368,217,931	1,639	30,823	324,360,508	13,546,022,366	1,813
2003	14,500	10,301,865	6,917,245,692	2,060	14,592	16,187,049	6,182,452,324	1,787	1,529	5,831,409	620,148,251	1,720	30,621	32,320,323	13,719,846,266	1,913
2004	13,941	103,063,715	7,006,497,663	2,172	14,523	120,923,255	6,741,831,124	1,873	1,939	54,046,533	847,529,169	1,784	30,403	278,033,503	14,595,857,956	2,004
2005	13,457	22,940,324	6,856,003,586	2,288	14,392	4,845,994	6,744,731,730	1,977	2,326	14,061,582	1,032,749,207	1,912	30,175	41,847,899	14,633,484,523	2,111
2006	12,996	17,115,035	6,804,511,472	2,357	14,506	2,678,679	6,952,752,099	2,028	2,382	12,518,326	1,071,237,579	1,896	29,884	32,312,040	14,828,501,150	2,160
2007	12,603	13,584,500	6,738,498,874	2,439	14,390	2,106,274	7,011,613,026	2,075	2,622	7,925,537	1,203,845,246	1,982	29,615	23,616,311	14,953,957,146	2,222
2008	12,200	10,484,505	6,834,302,786	2,544	14,126	1,745,342	7,172,394,873	2,234	3,136	10,228,204	1,512,459,369	2,170	29,462	22,458,051	15,519,157,028	2,336
2009	11,836	4,101,009	6,766,815,800	2,722	13,884	2,029,591	7,171,567,116	2,384	3,379	10,024,620	1,650,747,482	2,318	29,099	16,155,220	15,589,130,398	2,514
2010	11,498	44,004,626	6,770,545,854	2,811	13,730	1,050,081	7,250,959,287	2,430	3,597	22,090,671	1,808,073,781	2,392	28,825	67,145,378	15,829,578,922	2,577
2011	11,181	14,346,868	6,701,091,450	2,944	13,503	4,113,799	7,277,887,147	2,575	3,801	8,988,514	1,944,757,376	2,515	28,485	27,449,181	15,923,735,973	2,712
2012	10,840	22,841,296	6,655,901,014	3,079	13,320	882,127	7,326,633,531	2,685	3,974	13,140,232	2,080,863,026	2,645	28,134	36,863,656	16,063,397,571	2,831
2013	10,534	17,135,234	6,599,466,599	3,179	13,092	1,131,392	7,343,109,108	2,769	4,100	11,194,433	2,188,539,737	2,727	27,726	29,461,058	16,131,115,444	2,918
2014	10,272	18,267,487	6,585,986,407	3,299	12,877	434,999	7,386,189,920	2,868	4,183	14,153,722	2,284,287,252	2,838	27,332	32,856,208	16,256,463,578	3,025
2015	9,962	15,236,912	6,406,742,588	3,457	12,650	198,475	7,281,661,818	2,936	4,310	11,625,013	2,365,439,351	2,971	26,922	27,060,399	16,053,843,757	3,135
2016	9,672	11,693,146	6,234,087,729	3,490	12,446	746,790	7,264,647,910	3,006	4,406	12,630,539	2,438,860,495	3,007	26,524	25,070,475	15,937,596,135	3,183
2017	8,992	11,326,944	6,141,761,218	3,625	10,893	261,398	6,627,222,716	3,065	3,997	7,806,338	2,278,454,042	3,083	23,882	19,394,679	15,047,437,976	3,279
2018	8,650	7,494,804	6,101,810,332	3,873	11,601	314,376	7,300,841,305	3,340	4,170	10,157,233	2,483,112,926	3,343	24,421	17,966,413	15,885,764,563	3,529
2019	8,384	12,176,861	5,943,025,923	4,013	11,355	3,063,054	7,202,603,822	3,450	4,220	10,020,212	2,546,281,878	3,499	23,959	25,260,127	15,691,911,623	3,656
2020	8,065	7,130,649	5,769,605,261	4,176	11,061	533,754	7,127,483,117	3,557	4,267	14,386,535	2,617,890,020	3,686	23,393	22,050,938	15,514,978,398	3,794

INVALIDEZ Y VIDA

AÑO DE REPORTE	*INVALIDEZ*				*MUERTE*				*SOBREVIVENCIA*				*TOTAL*			
	NO. DE PENSIONES	PRIMA EMITIDA	RESERVA AL CIERRE	PENSION PROMEDIO AL CIERRE	NO. DE PENSIONES	PRIMA EMITIDA	RESERVA AL CIERRE	PENSION PROMEDIO AL CIERRE	NO. DE PENSIONES	PRIMA EMITIDA	RESERVA AL CIERRE	PENSION PROMEDIO AL CIERRE	NO. DE PENSIONES	PRIMA EMITIDA	RESERVA AL CIERRE	PENSION PROMEDIO AL CIERRE
2001	11,986	6,038,722,252	5,854,576,286	1,990	12,928	5,064,384,791	4,904,416,579	1,495	298	46,059,432	129,049,746	1,321	25,212	11,149,166,474	10,888,042,611	1,728
2002	11,341	106,243,628	5,792,125,376	2,112	13,054	145,379,992	5,211,110,879	1,608	921	9,032,069	365,682,887	1,635	25,316	260,655,689	11,368,919,141	1,835
2003	10,722	5,313,911	5,619,349,779	2,237	12,880	10,102,728	5,251,513,638	1,703	1,516	5,557,219	613,177,824	1,713	25,118	20,973,857	11,484,041,242	1,932
2004	10,103	96,421,694	5,657,390,951	2,373	12,815	85,457,694	5,722,522,025	1,781	1,926	53,460,151	839,856,911	1,778	24,924	235,339,540	12,219,769,888	2,023
2005	9,725	20,111,674	5,495,257,386	2,508	12,693	3,032,653	5,725,546,307	1,881	2,310	14,005,538	1,023,105,131	1,904	24,728	37,149,866	12,243,908,823	2,130
2006	9,290	14,681,299	5,410,662,277	2,589	12,811	2,012,819	5,920,986,225	1,931	2,359	12,441,073	1,060,145,763	1,890	24,460	29,135,191	12,391,794,265	2,177
2007	8,916	13,286,854	5,318,262,672	2,675	12,704	2,043,408	5,979,300,150	1,978	2,600	7,816,459	1,192,552,169	1,976	24,220	23,146,721	12,490,114,991	2,234
2008	8,536	10,104,356	5,352,845,385	2,812	12,445	1,668,754	6,105,011,973	2,131	3,111	10,158,955	1,499,967,086	2,166	24,092	21,932,065	12,957,824,444	2,377
2009	8,197	3,487,796	5,264,440,375	3,023	12,219	2,029,591	6,102,194,998	2,273	3,351	9,972,519	1,633,910,850	2,309	23,767	15,489,907	13,000,546,223	2,537
2010	7,889	38,353,630	5,230,111,579	3,127	12,071	607,002	6,173,220,455	2,320	3,568	21,981,486	1,790,190,467	2,385	23,528	60,942,118	13,193,522,501	2,600
2011	7,590	12,830,175	5,134,747,854	3,286	11,859	2,350,134	6,197,276,079	2,460	3,772	8,948,802	1,928,079,155	2,511	23,221	24,129,111	13,260,103,088	2,738
2012	7,278	22,092,860	5,061,664,947	3,452	11,684	716,651	6,241,877,375	2,572	3,943	13,140,077	2,062,970,621	2,641	22,905	35,949,588	13,366,512,942	2,803
2013	7,004	12,307,408	4,977,888,728	3,568	11,468	492,218	6,258,439,945	2,660	4,067	11,194,433	2,169,975,171	2,724	22,539	23,994,059	13,406,303,844	2,953
2014	6,769	15,769,109	4,931,669,814	3,708	11,262	434,999	6,296,264,011	2,764	4,149	14,034,010	2,264,968,107	2,835	22,180	30,238,118	13,492,901,932	3,066
2015	6,481	12,971,685	4,751,625,010	3,907	11,049	198,475	6,210,527,952	2,835	4,275	11,625,013	2,345,609,407	2,969	21,805	24,795,172	13,307,762,369	3,180
2016	6,231	10,641,648	4,568,351,475	3,941	10,858	737,138	6,199,034,554	2,917	4,370	12,623,793	2,418,347,321	3,005	21,459	24,002,580	13,185,733,350	3,232
2017	5,701	10,408,402	4,459,344,290	4,115	9,511	261,398	5,671,596,111	2,980	3,962	7,806,338	2,258,038,412	3,083	19,174	18,476,138	12,388,978,814	3,339
2018	5,409	5,407,490	4,384,349,885	4,408	10,136	165,274	6,260,666,734	3,260	4,132	10,157,233	2,460,738,059	3,344	19,677	15,729,997	13,105,754,717	3,594
2019	5,189	10,882,514	4,246,305,303	4,580	9,907	498,962	6,176,978,164	3,386	4,179	9,969,586	2,518,046,848	3,498	19,275	21,351,062	12,941,330,315	3,732
2020	4,935	5,532,154	4,085,704,345	4,805	9,636	451,108	6,106,190,509	3,498	4,221	14,280,001	2,584,879,609	3,684	18,792	20,263,264	12,776,774,463	3,883

RIESGOS DE TRABAJO

AÑO DE REPORTE	*INCAPACIDAD*				*MUERTE*				*SOBREVIVENCIA*				*TOTAL*			
	NO. DE PENSIONES	PRIMA EMITIDA	RESERVA AL CIERRE	PENSION PROMEDIO AL CIERRE	NO. DE PENSIONES	PRIMA EMITIDA	RESERVA AL CIERRE	PENSION PROMEDIO AL CIERRE	NO. DE PENSIONES	PRIMA EMITIDA	RESERVA AL CIERRE	PENSION PROMEDIO AL CIERRE	NO. DE PENSIONES	PRIMA EMITIDA	RESERVA AL CIERRE	PENSION PROMEDIO AL CIERRE
2001	3,764	1,246,704,139	1,203,920,898	1,409	1,643	872,937,902	831,241,285	2,156	2	502,323	490,446	1,034	5,409	2,120,144,364	2,035,652,630	1,636
2002	3,801	26,566,296	1,269,079,352	1,469	1,701	37,138,524	905,488,829	2,256	5	0	2,535,044	2,387	5,507	63,704,819	2,177,103,225	1,713
2003	3,778	4,987,954	1,297,895,912	1,558	1,712	6,084,321	930,938,685	2,416	13	274,190	6,970,427	2,574	5,503	11,346,466	2,235,805,024	1,827
2004	3,758	6,642,022	1,349,106,712	1,626	1,708	35,465,560	1,019,309,098	2,558	13	586,382	7,672,258	2,704	5,479	42,693,964	2,376,088,068	1,919
2005	3,732	2,828,649	1,360,746,201	1,714	1,699	1,813,340	1,019,185,423	2,694	16	56,043	9,644,076	3,034	5,447	4,698,033	2,389,575,700	2,024
2006	3,706	2,433,736	1,393,849,195	1,775	1,695	665,860	1,031,765,874	2,763	23	77,253	11,091,816	2,473	5,424	3,176,850	2,436,706,884	2,087
2007	3,687	297,646	1,420,236,203	1,867	1,686	62,866	1,032,312,876	2,806	22	109,078	11,293,077	2,794	5,395	469,590	2,463,842,155	2,165
2008	3,664	380,149	1,481,457,401	1,918	1,681	76,588	1,067,382,899	2,998	25	69,250	12,492,283	2,612	5,370	525,986	2,561,332,584	2,259
2009	3,639	613,212	1,502,375,425	2,044	1,665	0	1,069,372,118	3,200	28	52,101	16,836,633	3,309	5,332	665,313	2,588,584,176	2,411
2010	3,609	5,650,996	1,540,434,275	2,122	1,659	443,079	1,077,738,832	3,229	29	109,185	17,883,315	3,301	5,297	6,203,260	2,636,056,422	2,475
2011	3,591	1,516,693	1,566,343,597	2,223	1,644	1,763,665	1,080,611,067	3,402	29	39,712	16,678,220	2,996	5,264	3,320,070	2,663,632,884	2,595
2012	3,562	748,436	1,594,236,067	2,316	1,636	165,477	1,084,756,156	3,496	31	155	17,892,405	3,112	5,229	914,068	2,696,884,628	2,690
2013	3,530	4,827,825	1,621,577,872	2,407	1,624	639,174	1,084,669,163	3,541	33	0	18,564,565	3,055	5,187	5,466,999	2,724,811,600	2,766
2014	3,503	2,498,378	1,654,316,593	2,508	1,615	0	1,089,925,908	3,595	34	119,712	19,319,145	3,181	5,152	2,618,090	2,763,561,646	2,853
2015	3,481	2,265,227	1,655,117,578	2,619	1,601	0	1,071,133,866	3,635	35	0	19,829,944	3,259	5,117	2,265,227	2,746,081,388	2,941
2016	3,441	1,051,498	1,665,736,255	2,674	1,588	9,652	1,065,613,356	3,609	36	6,746	20,513,174	3,225	5,065	1,067,895	2,751,862,785	2,971
2017	3,291	918,541	1,682,416,928	2,776	1,382	0	955,626,605	3,646	35	0	20,415,630	3,098	4,708	918,541	2,658,459,163	3,034
2018	3,241	2,087,314	1,717,460,447	2,978	1,465	149,103	1,040,174,572	3,888	38	0	22,374,827	3,203	4,744	2,236,416	2,780,009,846	3,261
2019	3,195	1,294,347	1,696,720,621	3,093	1,448	2,564,092	1,025,625,657	3,889	41	50,626	28,235,030	3,625	4,684	3,909,065	2,750,581,307	3,344
2020	3,130	1,598,495	1,683,900,916	3,183	1,425	82,646	1,021,292,608	3,956	46	106,533	33,010,411	3,920	4,601	1,787,674	2,738,203,934	3,430

SISTEMA ESTADISTICO
SEGUROS DE PENSIONES DERIVADOS DE LA SEGURIDAD SOCIAL

NUMERO DE PENSIONES

POLIZAS QUE INICIARON VIGENCIA EN 2002

EN VIGOR AL CIERRE

TOTAL

AÑO DE REPORTE	*INVALIDEZ E INCAPACIDAD*				*MUERTE*				*SOBREVIVENCIA*				*TOTAL*			
	NO. DE PENSIONES	PRIMA EMITIDA	RESERVA AL CIERRE	PENSION PROMEDIO AL CIERRE	NO. DE PENSIONES	PRIMA EMITIDA	RESERVA AL CIERRE	PENSION PROMEDIO AL CIERRE	NO. DE PENSIONES	PRIMA EMITIDA	RESERVA AL CIERRE	PENSION PROMEDIO AL CIERRE	NO. DE PENSIONES	PRIMA EMITIDA	RESERVA AL CIERRE	PENSION PROMEDIO AL CIERRE
2002	5,359	2,640,818,397	2,590,749,601	2,009	9,864	4,432,894,449	4,309,458,006	1,716	138	1,885,233	56,378,457	1,607	15,361	7,075,598,079	6,956,586,064	1,817
2003	5,130	7,879,133	2,537,070,499	2,121	9,899	72,682,315	4,444,633,606	1,826	345	3,092,878	139,394,940	1,686	15,374	83,654,326	7,121,099,045	1,921
2004	4,944	32,418,022	2,567,581,034	2,227	9,852	296,064,355	4,906,687,454	1,978	483	16,757,638	219,072,169	1,823	15,279	345,240,015	7,693,340,657	2,054
2005	4,760	8,248,581	2,510,679,738	2,347	9,786	7,396,467	4,930,713,074	2,085	627	5,267,686	291,542,390	1,983	15,173	20,912,734	7,732,935,201	2,163
2006	4,599	5,291,075	2,484,174,763	2,415	9,807	5,118,140	5,051,615,716	2,130	672	4,930,195	323,812,002	2,013	15,078	15,339,410	7,859,602,481	2,212
2007	4,448	4,085,229	2,455,142,972	2,498	9,729	1,756,282	5,108,511,055	2,158	780	3,756,659	379,623,115	2,114	14,957	9,598,170	7,943,277,141	2,257
2008	4,338	5,955,319	2,508,946,696	2,612	9,637	2,645,214	5,287,184,906	2,345	952	3,283,599	483,351,267	2,249	14,927	11,884,131	8,279,482,870	2,416
2009	4,184	2,037,749	2,468,709,834	2,785	9,484	1,830,222	5,295,436,976	2,512	1,029	1,841,471	532,767,845	2,402	14,697	5,709,442	8,296,914,655	2,582
2010	4,070	14,829,345	2,478,268,248	2,891	9,404	1,457,302	5,360,316,873	2,562	1,111	9,490,426	590,242,338	2,481	14,585	25,777,074	8,428,827,459	2,647
2011	3,949	4,363,174	2,448,878,650	3,026	9,312	1,444,299	5,386,787,985	2,697	1,191	4,786,848	642,072,361	2,614	14,452	10,594,321	8,477,738,995	2,780
2012	3,833	8,491,768	2,429,515,247	3,149	9,202	3,120,356	5,435,098,768	2,813	1,241	4,540,127	686,164,368	2,737	14,276	16,152,251	8,550,778,383	2,897
2013	3,768	5,133,787	2,440,380,025	3,249	9,120	1,097,546	5,484,595,562	2,896	1,300	5,380,516	733,467,043	2,827	14,188	11,611,848	8,658,442,630	2,983
2014	3,673	6,715,449	2,434,240,835	3,375	8,988	722,565	5,529,172,396	3,003	1,319	3,663,326	765,762,499	2,943	13,980	11,101,340	8,729,175,729	3,095
2015	3,573	5,328,318	2,372,415,652	3,528	8,859	2,082,092	5,456,322,479	3,127	1,362	2,676,878	792,971,297	3,085	13,794	10,087,288	8,621,709,428	3,226
2016	3,493	5,520,367	2,314,272,169	3,556	8,712	402,076	5,438,063,030	3,151	1,387	1,558,208	817,275,789	3,136	13,592	7,480,651	8,569,610,988	3,254
2017	3,260	5,720,823	2,285,662,669	3,677	7,662	962,747	5,002,792,839	3,247	1,201	1,234,538	731,586,033	3,213	12,123	7,918,108	8,020,041,541	3,359
2018	3,138	4,841,092	2,276,067,442	3,933	8,064	91,037	5,432,147,564	3,493	1,313	3,786,723	822,457,277	3,429	12,515	8,718,851	8,530,672,283	3,597
2019	3,061	3,870,748	2,237,683,535	4,085	7,897	2,744,061	5,378,687,914	3,622	1,323	3,145,660	837,328,777	3,574	12,281	9,760,469	8,453,700,226	3,732
2020	2,939	4,654,723	2,171,399,183	4,279	7,715	1,134,426	5,333,197,377	3,774	1,360	5,267,565	872,503,169	3,760	12,014	11,056,713	8,377,099,730	3,896

INVALIDEZ Y VIDA

AÑO DE REPORTE	*INVALIDEZ*				*MUERTE*				*SOBREVIVENCIA*				*TOTAL*			
	NO. DE PENSIONES	PRIMA EMITIDA	RESERVA AL CIERRE	PENSION PROMEDIO AL CIERRE	NO. DE PENSIONES	PRIMA EMITIDA	RESERVA AL CIERRE	PENSION PROMEDIO AL CIERRE	NO. DE PENSIONES	PRIMA EMITIDA	RESERVA AL CIERRE	PENSION PROMEDIO AL CIERRE	NO. DE PENSIONES	PRIMA EMITIDA	RESERVA AL CIERRE	PENSION PROMEDIO AL CIERRE
2002	4,071	2,197,931,214	2,157,288,016	2,173	8,832	3,830,502,316	3,731,907,764	1,644	136	1,885,233	55,445,638	1,607	13,039	6,030,318,764	5,944,641,418	1,809
2003	3,840	4,823,284	2,089,773,767	2,302	8,840	53,145,000	3,831,488,208	1,742	342	3,092,878	138,045,029	1,689	13,022	61,061,162	6,059,307,004	1,905
2004	3,658	30,085,828	2,101,457,563	2,428	8,790	251,712,535	4,226,304,991	1,888	480	16,634,404	217,853,562	1,824	12,928	298,432,767	6,545,616,116	2,038
2005	3,484	6,171,626	2,038,216,267	2,565	8,726	6,096,916	4,247,383,246	1,989	624	5,236,086	289,957,301	1,982	12,834	17,504,627	6,575,556,814	2,145
2006	3,328	4,980,880	2,002,887,705	2,647	8,749	4,134,754	4,356,826,095	2,033	667	4,930,195	320,525,856	2,007	12,744	14,045,829	6,680,239,655	2,192
2007	3,185	3,998,055	1,965,451,635	2,746	8,680	1,756,282	4,409,702,435	2,062	775	3,712,885	376,256,942	2,109	12,640	9,467,222	6,751,411,013	2,237
2008	3,080	4,078,548	1,993,530,236	2,877	8,586	228,820	4,556,635,314	2,237	947	3,283,599	479,856,022	2,245	12,613	7,590,966	7,030,021,572	2,394
2009	2,939	1,945,393	1,946,645,613	3,079	8,443	1,596,910	4,563,507,838	2,396	1,024	1,841,471	529,232,334	2,398	12,406	5,383,774	7,039,385,785	2,558
2010	2,832	14,327,341	1,943,451,125	3,205	8,367	1,389,710	4,621,622,236	2,446	1,105	9,390,747	585,647,937	2,476	12,304	25,107,799	7,150,721,297	2,623
2011	2,719	4,106,066	1,906,961,527	3,369	8,281	1,444,299	4,648,044,892	2,579	1,185	4,786,848	637,455,245	2,609	12,185	10,337,213	7,192,461,663	2,758
2012	2,620	8,080,021	1,883,579,831	3,520	8,174	981,134	4,689,042,356	2,692	1,234	4,540,127	680,977,257	2,731	12,028	13,601,282	7,253,599,444	2,876
2013	2,555	4,579,798	1,882,041,661	3,637	8,090	1,097,543	4,733,450,337	2,779	1,293	5,380,516	728,257,530	2,821	11,938	11,057,857	7,343,749,529	2,967
2014	2,469	6,386,621	1,863,380,729	3,781	7,967	572,918	4,772,528,195	2,885	1,312	3,663,326	760,523,256	2,938	11,748	10,622,865	7,396,432,179	3,080
2015	2,379	5,129,662	1,803,605,036	3,970	7,849	1,230,864	4,710,228,868	3,008	1,352	2,676,878	786,989,324	3,082	11,580	9,037,404	7,300,823,228	3,214
2016	2,306	4,895,135	1,740,701,588	3,999	7,710	402,076	4,696,652,797	3,041	1,377	1,558,208	811,121,322	3,135	11,393	6,855,419	7,248,475,706	3,246
2017	2,132	5,104,745	1,714,462,807	4,153	6,780	606,114	4,327,042,027	3,145	1,191	1,197,981	724,957,614	3,208	10,103	6,908,840	6,766,462,448	3,365
2018	2,024	2,285,316	1,691,911,289	4,456	7,142	91,037	4,708,583,541	3,391	1,302	3,786,723	815,629,589	3,428	10,468	6,163,075	7,216,124,419	3,602
2019	1,959	3,436,083	1,653,772,381	4,623	6,991	1,580,428	4,665,940,957	3,528	1,310	3,145,660	829,491,156	3,576	10,260	8,162,171	7,149,204,493	3,743
2020	1,866	4,183,084	1,592,701,472	4,883	6,825	944,437	4,629,771,730	3,689	1,345	5,267,565	863,628,375	3,763	10,036	10,395,085	7,086,101,578	3,921

RIESGOS DE TRABAJO

AÑO DE REPORTE	*INCAPACIDAD*				*MUERTE*				*SOBREVIVENCIA*				*TOTAL*			
	NO. DE PENSIONES	PRIMA EMITIDA	RESERVA AL CIERRE	PENSION PROMEDIO AL CIERRE	NO. DE PENSIONES	PRIMA EMITIDA	RESERVA AL CIERRE	PENSION PROMEDIO AL CIERRE	NO. DE PENSIONES	PRIMA EMITIDA	RESERVA AL CIERRE	PENSION PROMEDIO AL CIERRE	NO. DE PENSIONES	PRIMA EMITIDA	RESERVA AL CIERRE	PENSION PROMEDIO AL CIERRE
2002	1,288	442,887,182	433,461,584	1,492	1,032	602,392,133	577,550,243	2,332	2	0	932,820	1,580	2,322	1,045,279,315	1,011,944,647	1,865
2003	1,290	3,055,849	447,296,732	1,585	1,059	19,537,316	613,145,397	2,532	3	0	1,349,911	1,289	2,352	22,593,165	1,061,792,041	2,011
2004	1,286	2,332,194	466,123,471	1,654	1,062	44,351,820	680,382,463	2,728	3	123,234	1,218,606	1,639	2,351	46,807,248	1,147,724,541	2,139
2005	1,276	2,076,956	472,463,471	1,752	1,060	1,299,551	683,329,827	2,873	3	31,600	1,585,089	2,224	2,339	3,408,107	1,157,378,388	2,260
2006	1,271	310,194	481,287,059	1,808	1,058	983,386	694,789,621	2,931	5	0	3,286,146	2,753	2,334	1,293,581	1,179,362,826	2,319
2007	1,263	87,174	489,691,337	1,875	1,049	0	698,808,619	2,949	5	43,774	3,366,173	2,928	2,317	130,948	1,191,866,129	2,364
2008	1,258	1,876,771	515,416,460	1,961	1,051	2,416,394	730,549,593	3,225	5	0	3,495,246	2,959	2,314	4,293,165	1,249,461,298	2,537
2009	1,245	92,356	522,064,222	2,092	1,041	233,312	731,929,138	3,445	5	0	3,535,511	3,152	2,291	325,669	1,257,528,870	2,709
2010	1,238	502,004	534,817,123	2,172	1,037	67,592	738,694,637	3,497	6	99,679	4,594,401	3,433	2,281	669,275	1,278,106,162	2,777
2011	1,230	257,109	541,917,123	2,268	1,031	0	738,743,093	3,645	6	0	4,617,115	3,721	2,267	257,109	1,285,277,332	2,898
2012	1,213	411,747	545,935,415	2,350	1,028	2,139,222	746,056,412	3,777	7	0	5,187,111	3,789	2,248	2,550,969	1,297,178,939	3,007
2013	1,213	553,988	558,338,364	2,432	1,030	3	751,145,225	3,813	7	0	5,209,513	3,809	2,250	553,991	1,314,693,102	3,069
2014	1,204	328,828	570,860,106	2,541	1,021	149,647	756,644,201	3,919	7	0	5,239,243	3,961	2,232	478,475	1,332,743,550	3,176
2015	1,194	198,656	568,810,616	2,647	1,010	851,228	746,093,611	4,050	10	0	5,981,973	3,544	2,214	1,049,884	1,320,886,200	3,291
2016	1,187	625,232	573,570,582	2,696	1,002	0	741,410,234	3,996	10	0	6,154,467	3,330	2,199	625,232	1,321,135,282	3,291
2017	1,128	616,078	571,199,863	2,779	882	356,633	675,750,812	4,026	10	36,557	6,628,419	3,715	2,020	1,009,268	1,253,579,094	3,328
2018	1,114	2,555,776	584,156,153	2,982	922	0	723,564,023	4,282	11	0	6,827,688	3,574	2,047	2,555,776	1,314,547,864	3,571
2019	1,102	434,665	583,911,155	3,128	906	1,163,632	712,746,957	4,353	13	0	7,837,621	3,407	2,021	1,598,297	1,304,495,733	3,679
2020	1,073	471,639	578,697,712	3,228	890	189,989	703,425,647	4,424	15	0	8,874,794	3,473	1,978	661,628	1,290,998,153	3,768

SISTEMA ESTADISTICO
SEGUROS DE PENSIONES DERIVADOS DE LA SEGURIDAD SOCIAL

NUMERO DE PENSIONES

POLIZAS QUE INICIARON VIGENCIA EN 2003

EN VIGOR AL CIERRE

TOTAL

AÑO DE REPORTE	*INVALIDEZ E INCAPACIDAD*				*MUERTE*				*SOBREVIVENCIA*				*TOTAL*			
	NO. DE PENSIONES	PRIMA EMITIDA	RESERVA AL CIERRE	PENSION PROMEDIO AL CIERRE	NO. DE PENSIONES	PRIMA EMITIDA	RESERVA AL CIERRE	PENSION PROMEDIO AL CIERRE	NO. DE PENSIONES	PRIMA EMITIDA	RESERVA AL CIERRE	PENSION PROMEDIO AL CIERRE	NO. DE PENSIONES	PRIMA EMITIDA	RESERVA AL CIERRE	PENSION PROMEDIO AL CIERRE
2003	148	64,354,877	61,904,474	1,929	5,649	2,933,545,533	2,818,946,778	1,931	1	0	929,910	5,598	5,798	2,997,900,410	2,881,781,163	1,932
2004	149	1,638,513	65,175,227	1,960	5,673	251,690,585	3,149,676,257	2,127	1	0	948,989	5,820	5,823	253,329,098	3,215,800,472	2,124
2005	147	161,524	64,467,975	1,890	5,651	5,617,637	3,176,853,705	2,229	2	0	1,502,943	4,345	5,800	5,779,162	3,242,824,623	2,221
2006	147	235,465	66,443,551	2,086	5,618	2,598,734	3,232,846,082	2,269	1	0	567,733	2,653	5,766	2,834,199	3,299,857,366	2,265
2007	145	0	65,852,379	2,156	5,604	508,528	3,287,887,641	2,294	2	0	1,770,468	4,159	5,751	508,528	3,355,510,488	2,291
2008	144	139,127	69,118,833	2,243	5,563	691,915	3,407,494,941	2,488	3	0	2,483,945	3,550	5,710	831,042	3,479,097,720	2,482
2009	142	14,481	69,012,760	2,359	5,526	2,377,184	3,445,291,175	2,666	2	0	1,857,239	4,597	5,670	2,391,665	3,516,161,174	2,659
2010	142	20,617	71,039,697	2,456	5,488	857,826	3,498,108,301	2,711	2	0	1,885,012	4,604	5,632	878,443	3,571,033,010	2,705
2011	142	0	72,438,394	2,565	5,448	457,832	3,525,851,240	2,863	3	0	2,438,307	4,006	5,593	457,832	3,600,727,941	2,856
2012	140	0	71,663,360	2,602	5,397	747,201	3,557,271,653	2,984	4	0	3,905,082	5,114	5,541	747,201	3,632,840,095	2,976
2013	138	23,811	72,122,980	2,691	5,356	120,906	3,584,956,833	3,069	5	1,444,943	5,939,108	6,093	5,499	1,589,659	3,663,018,921	3,062
2014	138	693,775	74,276,974	2,810	5,289	645,605	3,621,418,197	3,179	5	0	5,989,398	6,169	5,432	1,339,379	3,701,684,569	3,172
2015	135	1,510,687	74,969,147	2,956	5,239	1,466,838	3,588,079,366	3,326	6	0	6,723,593	5,914	5,380	2,977,525	3,669,772,107	3,320
2016	133	291,395	75,372,187	2,923	5,178	278,557	3,591,969,714	3,325	6	0	6,752,541	5,933	5,317	569,952	3,674,094,442	3,318
2017	130	102,646	77,624,726	3,103	4,960	550,794	3,603,548,982	3,445	6	0	4,872,603	4,357	5,096	653,439	3,686,046,312	3,438
2018	128	42,803	78,935,424	3,306	5,031	215,265	3,756,457,492	3,657	6	0	4,958,918	4,722	5,165	258,068	3,840,351,835	3,649
2019	127	82,177	77,415,994	3,337	4,947	92,976	3,731,746,501	3,792	5	819,165	4,171,264	4,886	5,079	994,318	3,813,333,759	3,781
2020	125	211,004	78,027,807	3,481	4,849	0	3,717,060,197	3,974	5	0	4,178,029	5,024	4,979	211,004	3,799,266,033	3,963

INVALIDEZ Y VIDA

AÑO DE REPORTE	*INVALIDEZ*				*MUERTE*				*SOBREVIVENCIA*				*TOTAL*			
	NO. DE PENSIONES	PRIMA EMITIDA	RESERVA AL CIERRE	PENSION PROMEDIO AL CIERRE	NO. DE PENSIONES	PRIMA EMITIDA	RESERVA AL CIERRE	PENSION PROMEDIO AL CIERRE	NO. DE PENSIONES	PRIMA EMITIDA	RESERVA AL CIERRE	PENSION PROMEDIO AL CIERRE	NO. DE PENSIONES	PRIMA EMITIDA	RESERVA AL CIERRE	PENSION PROMEDIO AL CIERRE
2003	11	11,617,467	11,037,968	5,229	5,037	2,522,699,175	2,427,970,475	1,837	1	0	929,910	5,598	5,049	2,534,316,642	2,439,938,353	1,845
2004	11	221,856	11,459,032	4,594	5,054	212,846,088	2,707,176,503	2,023	1	0	948,989	5,820	5,066	213,067,944	2,719,584,524	2,029
2005	10	0	9,839,454	4,426	5,032	4,637,726	2,731,132,527	2,119	1	0	943,952	6,122	5,043	4,637,726	2,741,915,933	2,124
2006	10	17,484	10,122,566	4,275	5,003	2,459,985	2,780,716,657	2,153	0	0	0	0	5,013	2,477,470	2,790,839,223	2,157
2007	9	0	8,541,282	4,382	4,988	502,343	2,830,249,557	2,183	1	0	1,196,736	5,557	4,998	502,343	2,839,987,575	2,187
2008	9	0	8,897,920	4,454	4,949	349,260	2,934,675,580	2,363	2	0	1,890,711	3,893	4,960	349,260	2,945,464,211	2,367
2009	9	0	9,046,341	4,708	4,913	1,031,060	2,967,865,732	2,536	1	0	1,260,298	6,142	4,923	1,031,060	2,978,172,371	2,540
2010	9	0	9,404,047	4,950	4,876	489,491	3,014,439,097	2,581	1	0	1,282,229	6,361	4,886	489,491	3,025,125,373	2,587
2011	9	0	9,540,566	5,168	4,840	455,069	3,041,924,611	2,730	1	0	1,295,249	6,641	4,850	455,069	3,052,760,426	2,735
2012	8	0	7,506,783	4,436	4,792	718,453	3,072,325,509	2,849	2	0	2,745,838	7,319	4,802	718,453	3,082,578,129	2,853
2013	8	0	7,590,173	4,518	4,753	120,906	3,097,172,003	2,934	3	1,444,943	4,771,769	8,147	4,764	1,565,848	3,109,533,946	2,940
2014	8	90,312	7,504,952	4,567	4,687	645,605	3,131,989,315	3,046	3	0	4,811,647	8,193	4,698	735,916	3,144,305,913	3,052
2015	7	106,926	6,827,843	5,120	4,640	1,466,838	3,107,337,263	3,199	4	0	5,559,673	7,241	4,651	1,573,765	3,119,724,780	3,205
2016	7	0	6,909,487	4,364	4,579	278,557	3,113,994,358	3,213	4	0	5,598,336	7,396	4,590	278,557	3,126,502,180	3,218
2017	6	0	6,073,613	5,171	4,387	550,794	3,130,652,133	3,332	4	0	3,692,568	5,254	4,397	550,794	3,140,418,314	3,336
2018	5	0	5,878,824	5,453	4,445	215,265	3,261,962,690	3,550	4	0	3,746,719	5,641	4,454	215,265	3,271,588,233	3,554
2019	5	0	5,909,023	5,506	4,363	92,976	3,240,564,741	3,690	3	819,165	2,953,519	6,127	4,371	912,140	3,249,427,283	3,694
2020	5	211,004	6,177,559	5,995	4,272	0	3,227,547,667	3,878	3	0	2,950,322	6,300	4,280	211,004	3,236,675,547	3,882

RIESGOS DE TRABAJO

AÑO DE REPORTE	*INCAPACIDAD*				*MUERTE*				*SOBREVIVENCIA*				*TOTAL*			
	NO. DE PENSIONES	PRIMA EMITIDA	RESERVA AL CIERRE	PENSION PROMEDIO AL CIERRE	NO. DE PENSIONES	PRIMA EMITIDA	RESERVA AL CIERRE	PENSION PROMEDIO AL CIERRE	NO. DE PENSIONES	PRIMA EMITIDA	RESERVA AL CIERRE	PENSION PROMEDIO AL CIERRE	NO. DE PENSIONES	PRIMA EMITIDA	RESERVA AL CIERRE	PENSION PROMEDIO AL CIERRE
2003	137	52,737,410	50,866,507	1,664	612	410,846,357	390,976,303	2,708	0	0	0	0	749	463,583,768	441,842,810	2,517
2004	138	1,416,657	53,716,195	1,750	619	38,844,497	442,499,753	2,982	0	0	0	0	757	40,261,154	496,215,948	2,758
2005	137	161,524	54,628,521	1,705	619	979,912	445,721,179	3,122	1	0	558,991	2,567	757	1,141,436	500,908,691	2,865
2006	137	217,981	56,320,985	1,926	615	138,749	452,129,425	3,218	1	0	567,733	2,653	753	356,730	509,018,143	2,983
2007	136	0	57,311,097	2,009	616	6,185	457,638,084	3,194	1	0	573,732	2,760	753	6,185	515,522,913	2,979
2008	135	139,127	60,220,913	2,096	614	342,655	472,819,362	3,496	1	0	593,234	2,864	750	481,782	533,633,509	3,243
2009	133	14,481	59,966,419	2,200	613	1,346,124	477,425,444	3,710	1	0	596,941	3,051	747	1,360,605	537,988,804	3,440
2010	133	20,617	61,635,650	2,288	612	368,335	483,669,204	3,739	1	0	602,782	2,847	746	388,952	545,907,636	3,479
2011	133	0	62,897,828	2,388	608	2,763	483,926,628	3,926	2	0	1,143,059	2,688	743	2,763	547,967,515	3,647
2012	132	0	64,156,577	2,490	605	28,748	484,946,145	4,055	2	0	1,159,244	2,909	739	28,748	550,261,966	3,772
2013	130	23,811	64,532,806	2,579	603	0	487,784,830	4,132	2	0	1,167,339	3,013	735	23,811	553,484,975	3,854
2014	130	603,463	66,772,022	2,702	602	0	489,428,883	4,211	2	0	1,177,751	3,133	734	603,463	557,378,656	3,941
2015	128	1,403,761	68,141,304	2,837	599	0	480,742,103	4,315	2	0	1,163,920	3,261	729	1,403,761	550,047,327	4,053
2016	126	291,395	68,462,701	2,842	599	0	477,975,356	4,185	2	0	1,154,205	3,006	727	291,395	547,592,262	3,949
2017	124	102,646	71,551,113	3,002	573	0	472,896,849	4,311	2	0	1,180,036	2,562	699	102,646	545,627,997	4,074
2018	123	42,803	73,056,600	3,218	586	0	494,494,802	4,470	2	0	1,212,199	2,885	711	42,803	568,763,601	4,249
2019	122	82,177	71,506,972	3,249	584	0	491,181,760	4,552	2	0	1,217,744	3,024	708	82,177	563,906,476	4,323
2020	120	0	71,850,249	3,377	577	0	489,512,530	4,683	2	0	1,227,707	3,110	699	0	562,590,486	4,454

SISTEMA ESTADISTICO
SEGUROS DE PENSIONES DERIVADOS DE LA SEGURIDAD SOCIAL

NUMERO DE PENSIONES

POLIZAS QUE INICIARON VIGENCIA EN 2004

EN VIGOR AL CIERRE

TOTAL

AÑO DE REPORTE	*INVALIDEZ E INCAPACIDAD*				*MUERTE*				*SOBREVIVENCIA*				*TOTAL*			
	NO. DE PENSIONES	PRIMA EMITIDA	RESERVA AL CIERRE	PENSION PROMEDIO AL CIERRE	NO. DE PENSIONES	PRIMA EMITIDA	RESERVA AL CIERRE	PENSION PROMEDIO AL CIERRE	NO. DE PENSIONES	PRIMA EMITIDA	RESERVA AL CIERRE	PENSION PROMEDIO AL CIERRE	NO. DE PENSIONES	PRIMA EMITIDA	RESERVA AL CIERRE	PENSION PROMEDIO AL CIERRE
2004	409	174,004,798	168,544,565	1,674	5,715	3,143,777,713	3,027,449,760	1,898	0	0	0	0	6,124	3,317,782,511	3,195,994,325	1,883
2005	409	1,269,256	172,022,104	1,733	5,727	63,874,803	3,108,791,745	2,101	0	0	0	0	6,136	65,144,059	3,280,813,848	2,076
2006	410	221,415	176,362,433	1,810	5,702	4,487,172	3,171,015,304	2,157	2	0	1,481,404	1,638	6,114	4,708,587	3,348,859,141	2,134
2007	409	54	179,396,581	1,882	5,663	1,406,074	3,218,943,746	2,187	3	53,709	2,402,674	3,304	6,075	1,459,837	3,400,743,001	2,167
2008	407	320,026	187,454,772	1,954	5,638	3,225,247	3,341,165,806	2,335	4	0	3,388,474	3,333	6,049	3,545,273	3,532,009,053	2,310
2009	402	38,184	186,705,703	2,052	5,599	3,039,097	3,380,986,332	2,506	6	0	6,549,590	4,523	6,007	3,077,281	3,574,241,625	2,478
2010	399	268,270	190,665,706	2,117	5,578	1,209,336	3,441,546,555	2,545	6	30,794	6,726,201	4,673	5,983	1,508,400	3,638,938,462	2,519
2011	396	12,588	193,243,534	2,204	5,516	143,537	3,469,024,926	2,699	7	0	7,921,792	4,830	5,919	156,125	3,670,190,252	2,668
2012	393	0	194,040,378	2,248	5,481	22,170	3,510,266,796	2,832	11	340,517	10,286,275	4,493	5,885	362,687	3,714,593,448	2,796
2013	391	1,538,135	199,504,166	2,344	5,440	176,357	3,544,189,831	2,921	11	0	10,414,183	4,623	5,842	1,714,493	3,754,108,180	2,886
2014	389	247,371	203,522,671	2,431	5,387	2,290,394	3,591,322,953	3,026	10	0	9,232,181	4,555	5,786	2,537,765	3,804,077,805	2,988
2015	385	86,164	203,130,245	2,537	5,325	82,057	3,556,898,282	3,170	11	0	9,842,772	4,683	5,721	168,221	3,769,871,299	3,130
2016	385	256,171	206,996,934	2,579	5,259	1,219,367	3,565,886,332	3,162	11	2,946,481	12,641,347	4,948	5,655	4,422,020	3,785,524,613	3,126
2017	384	120,492	216,327,028	2,670	5,053	1,991,182	3,596,286,929	3,283	10	-284,778	12,681,919	5,813	5,447	1,826,896	3,825,295,877	3,245
2018	378	18,081	220,565,702	2,848	5,085	2,084,495	3,708,983,481	3,489	10	0	12,876,997	6,233	5,473	2,102,576	3,942,426,180	3,450
2019	376	173,777	222,394,739	2,982	5,005	1,210,619	3,686,436,616	3,615	8	0	10,857,384	6,717	5,389	1,384,395	3,919,688,738	3,576
2020	372	232,231	225,103,925	3,099	4,912	1,456,537	3,668,907,344	3,778	8	0	10,948,328	6,907	5,292	1,688,768	3,904,959,597	3,735

INVALIDEZ Y VIDA

AÑO DE REPORTE	*INVALIDEZ*				*MUERTE*				*SOBREVIVENCIA*				*TOTAL*			
	NO. DE PENSIONES	PRIMA EMITIDA	RESERVA AL CIERRE	PENSION PROMEDIO AL CIERRE	NO. DE PENSIONES	PRIMA EMITIDA	RESERVA AL CIERRE	PENSION PROMEDIO AL CIERRE	NO. DE PENSIONES	PRIMA EMITIDA	RESERVA AL CIERRE	PENSION PROMEDIO AL CIERRE	NO. DE PENSIONES	PRIMA EMITIDA	RESERVA AL CIERRE	PENSION PROMEDIO AL CIERRE
2004	25	25,784,991	24,576,853	3,939	5,133	2,749,735,634	2,651,547,916	1,821	0	0	0	0	5,158	2,775,520,625	2,676,124,769	1,832
2005	25	0	24,909,342	4,158	5,134	51,722,015	2,714,370,872	2,022	0	0	0	0	5,159	51,722,015	2,739,280,215	2,032
2006	26	156,908	24,954,116	3,885	5,109	3,658,746	2,768,067,569	2,072	2	0	1,481,404	1,638	5,137	3,815,654	2,794,503,088	2,081
2007	25	0	24,191,552	4,096	5,068	794,057	2,807,817,525	2,107	3	53,709	2,402,674	3,304	5,096	847,766	2,834,411,751	2,117
2008	23	181,806	24,144,592	4,429	5,046	1,429,928	2,916,377,672	2,241	4	0	3,388,474	3,333	5,073	1,611,735	2,943,910,739	2,252
2009	19	0	19,696,152	4,573	5,010	979,527	2,948,490,917	2,403	6	0	6,549,590	4,523	5,035	979,527	2,974,736,659	2,414
2010	19	250,195	20,436,757	4,747	4,989	784,708	3,003,675,493	2,444	6	30,794	6,726,201	4,673	5,014	1,065,697	3,030,838,451	2,456
2011	18	0	19,404,832	4,857	4,930	-26,949	3,028,529,408	2,589	7	0	7,921,792	4,830	4,955	-26,949	3,055,856,032	2,601
2012	17	0	18,106,223	4,760	4,895	22,170	3,065,125,616	2,720	9	14,849	9,484,083	4,830	4,921	37,019	3,092,715,921	2,731
2013	17	0	18,458,864	4,862	4,856	1,958	3,096,313,374	2,808	9	0	9,607,139	5,003	4,882	1,958	3,124,379,377	2,819
2014	17	247,371	18,573,465	4,993	4,807	682,422	3,136,494,791	2,908	8	0	8,417,206	4,936	4,832	929,793	3,163,485,461	2,918
2015	15	46,441	17,630,487	5,601	4,748	82,057	3,109,044,216	3,052	9	0	9,037,407	5,023	4,772	128,498	3,135,712,110	3,063
2016	15	106,571	17,983,466	5,616	4,686	1,219,367	3,119,479,523	3,050	9	2,946,481	11,836,216	5,332	4,710	4,272,419	3,149,299,205	3,062
2017	14	0	17,307,935	5,834	4,496	1,012,773	3,144,082,419	3,164	9	-284,778	12,028,611	6,078	4,519	727,995	3,173,418,964	3,179
2018	14	0	17,798,070	6,108	4,519	1,758,869	3,246,172,900	3,376	9	0	12,209,903	6,475	4,542	1,758,869	3,276,180,873	3,391
2019	14	101,378	18,014,596	6,280	4,446	90,957	3,227,681,129	3,503	7	0	10,190,878	7,069	4,467	192,335	3,255,886,603	3,517
2020	14	170,519	18,372,307	6,857	4,360	1,456,537	3,215,764,886	3,676	7	0	10,280,139	7,269	4,381	1,627,056	3,244,417,332	3,691

RIESGOS DE TRABAJO

AÑO DE REPORTE	*INCAPACIDAD*				*MUERTE*				*SOBREVIVENCIA*				*TOTAL*			
	NO. DE PENSIONES	PRIMA EMITIDA	RESERVA AL CIERRE	PENSION PROMEDIO AL CIERRE	NO. DE PENSIONES	PRIMA EMITIDA	RESERVA AL CIERRE	PENSION PROMEDIO AL CIERRE	NO. DE PENSIONES	PRIMA EMITIDA	RESERVA AL CIERRE	PENSION PROMEDIO AL CIERRE	NO. DE PENSIONES	PRIMA EMITIDA	RESERVA AL CIERRE	PENSION PROMEDIO AL CIERRE
2004	384	148,219,807	143,967,712	1,527	582	394,042,079	375,901,844	2,573	0	0	0	0	966	542,261,886	519,869,556	2,157
2005	384	1,269,256	147,112,761	1,575	593	12,152,788	394,420,872	2,786	0	0	0	0	977	13,422,045	541,533,634	2,310
2006	384	64,507	151,408,317	1,670	593	828,426	402,947,735	2,893	0	0	0	0	977	892,933	554,356,052	2,412
2007	384	54	155,205,030	1,738	595	612,018	411,126,221	2,872	0	0	0	0	979	612,071	566,331,250	2,427
2008	384	138,220	163,310,181	1,805	592	1,795,318	424,788,134	3,141					976	1,933,538	588,098,315	2,615
2009	383	38,184	167,009,551	1,926	589	2,059,570	432,495,415	3,387					972	2,097,754	599,504,966	2,811
2010	380	18,075	170,228,950	1,985	589	424,629	437,871,062	3,399					969	442,703	608,100,011	2,845
2011	378	12,588	173,838,702	2,077	586	170,486	440,495,518	3,620					964	183,074	614,334,219	3,015
2012	376	0	175,934,155	2,134	586	0	445,141,180	3,772	2	325,668	802,192	2,973	964	325,668	621,877,528	3,131
2013	374	1,538,135	181,045,302	2,230	584	174,400	447,876,457	3,863	2	0	807,044	2,914	960	1,712,535	629,728,802	3,225
2014	372	0	184,949,206	2,314	580	1,607,971	454,828,162	4,003	2	0	814,975	3,030	954	1,607,971	640,592,344	3,342
2015	370	39,723	185,499,759	2,413	577	0	447,854,066	4,140	2	0	805,365	3,154	949	39,723	634,159,190	3,465
2016	370	149,601	189,013,468	2,456	573	0	446,406,809	4,085	2	0	805,131	3,221	945	149,601	636,225,408	3,445
2017	370	120,492	199,019,093	2,551	557	978,409	452,204,511	4,243	1	0	653,308	3,426	928	1,098,901	651,876,912	3,567
2018	364	18,081	202,767,632	2,723	566	325,626	462,810,581	4,392	1	0	667,094	4,060	931	343,707	666,245,307	3,739
2019	362	72,399	204,380,144	2,855	559	1,119,662	458,755,486	4,511	1	0	666,506	4,256	922	1,192,061	663,802,136	3,860
2020	358	61,712	206,731,618	2,952	552	0	453,142,458	4,591	1	0	668,189	4,377	911	61,712	660,542,265	3,946

SISTEMA ESTADISTICO
SEGUROS DE PENSIONES DERIVADOS DE LA SEGURIDAD SOCIAL

NUMERO DE PENSIONES

POLIZAS QUE INICIARON VIGENCIA EN 2005
EN VIGOR AL CIERRE

TOTAL

AÑO DE REPORTE	*INVALIDEZ E INCAPACIDAD*				*MUERTE*				*SOBREVIVENCIA*				*TOTAL*			
	NO. DE PENSIONES	PRIMA EMITIDA	RESERVA AL CIERRE	PENSION PROMEDIO AL CIERRE	NO. DE PENSIONES	PRIMA EMITIDA	RESERVA AL CIERRE	PENSION PROMEDIO AL CIERRE	NO. DE PENSIONES	PRIMA EMITIDA	RESERVA AL CIERRE	PENSION PROMEDIO AL CIERRE	NO. DE PENSIONES	PRIMA EMITIDA	RESERVA AL CIERRE	PENSION PROMEDIO AL CIERRE
2005	752	284,843,884	273,857,081	1,527	7,106	3,912,565,176	3,746,142,477	2,061	0	0	0	0	7,858	4,197,409,060	4,019,999,558	2,010
2006	753	2,158,649	279,466,702	1,552	7,134	60,133,209	3,878,553,121	2,105	4	110,615	1,864,098	2,010	7,891	62,402,473	4,159,883,921	2,052
2007	753	301,166	286,459,635	1,617	7,119	5,631,724	3,946,313,492	2,140	3	39,407	1,934,800	3,216	7,875	5,972,298	4,234,707,927	2,090
2008	750	130,507	300,454,537	1,683	7,080	3,601,738	4,107,310,231	2,272	3	0	1,992,827	3,513	7,833	3,732,245	4,409,757,595	2,216
2009	748	16,251	306,044,465	1,791	7,021	5,594,442	4,157,740,614	2,442	3	0	1,989,183	3,742	7,772	5,610,694	4,465,774,262	2,380
2010	743	483,810	314,225,539	1,859	6,983	2,067,820	4,236,589,904	2,487	3	0	2,000,564	3,876	7,729	2,551,629	4,552,816,007	2,427
2011	741	4,107,979	325,471,603	1,973	6,931	816,908	4,274,004,981	2,628	3	0	1,985,442	4,047	7,675	4,924,887	4,601,462,027	2,565
2012	738	175,137	332,696,323	2,055	6,889	520,003	4,327,180,541	2,756	2	0	1,952,474	6,192	7,629	695,140	4,661,829,338	2,689
2013	735	307,412	339,696,371	2,131	6,830	8,447,292	4,370,829,166	2,846	3	131,220	3,014,245	5,227	7,568	8,885,924	4,713,539,781	2,777
2014	734	28,606	348,580,558	2,217	6,782	1,659,914	4,430,632,154	2,946	3	0	3,043,726	5,434	7,519	1,688,521	4,782,256,438	2,876
2015	731	152,703	350,057,016	2,312	6,711	1,087,171	4,390,134,154	3,089	3	0	3,003,963	5,656	7,445	1,239,873	4,743,195,132	3,013
2016	725	93,483	353,107,128	2,350	6,646	263,538	4,401,866,943	3,074	5	77,052	4,565,975	4,690	7,376	434,073	4,759,540,045	3,004
2017	715	371,894	361,555,882	2,397	6,391	44,167	4,407,876,276	3,170	7	0	8,767,810	5,728	7,113	416,061	4,778,199,968	3,095
2018	711	41,008	369,900,510	2,524	6,441	1,225,368	4,569,341,723	3,382	7	0	8,951,467	6,215	7,159	1,266,376	4,948,193,700	3,300
2019	708	117,135	373,485,300	2,643	6,358	251,046	4,539,466,160	3,490	7	0	8,946,968	6,515	7,073	368,180	4,921,898,428	3,408
2020	697	445,730	372,524,665	2,711	6,231	131,441	4,513,435,045	3,658	11	0	11,984,130	5,306	6,939	577,171	4,897,943,840	3,566

INVALIDEZ Y VIDA

AÑO DE REPORTE	*INVALIDEZ*				*MUERTE*				*SOBREVIVENCIA*				*TOTAL*			
	NO. DE PENSIONES	PRIMA EMITIDA	RESERVA AL CIERRE	PENSION PROMEDIO AL CIERRE	NO. DE PENSIONES	PRIMA EMITIDA	RESERVA AL CIERRE	PENSION PROMEDIO AL CIERRE	NO. DE PENSIONES	PRIMA EMITIDA	RESERVA AL CIERRE	PENSION PROMEDIO AL CIERRE	NO. DE PENSIONES	PRIMA EMITIDA	RESERVA AL CIERRE	PENSION PROMEDIO AL CIERRE
2005	27	29,545,178	28,166,960	4,474	6,351	3,382,632,749	3,244,727,647	1,967	0	0	0	0	6,378	3,412,177,927	3,272,894,607	1,977
2006	26	199,743	27,156,935	4,377	6,363	45,376,881	3,349,619,886	2,001	3	40,262	352,501	207	6,392	45,616,886	3,377,129,322	2,009
2007	27	264,604	27,893,066	4,473	6,346	4,832,047	3,408,482,724	2,039	2	39,407	416,744	965	6,375	5,136,058	3,436,792,534	2,049
2008	26	103,117	29,004,641	4,760	6,309	1,504,203	3,546,221,562	2,162	2	0	434,063	1,001	6,337	1,607,320	3,575,660,265	2,172
2009	25	0	29,419,414	5,240	6,249	3,083,894	3,584,130,292	2,321	2	0	438,715	1,066	6,276	3,083,894	3,613,988,421	2,333
2010	24	87,786	29,769,766	5,573	6,211	1,194,704	3,652,801,196	2,364	2	0	448,851	1,104	6,237	1,282,489	3,683,019,813	2,376
2011	24	72,938	30,566,632	5,869	6,161	815,805	3,687,371,048	2,502	2	0	452,974	1,153	6,187	888,743	3,718,390,654	2,515
2012	24	42,602	31,230,753	6,148	6,121	502,919	3,735,657,454	2,627	1	0	435,488	2,174	6,146	545,521	3,767,323,695	2,641
2013	24	0	31,676,971	6,295	6,067	8,143,988	3,778,222,815	2,716	2	131,220	1,527,984	3,654	6,093	8,275,208	3,811,427,771	2,731
2014	24	0	32,371,463	6,527	6,020	1,282,033	3,833,324,142	2,818	2	0	1,552,997	3,799	6,046	1,282,033	3,867,248,602	2,833
2015	24	45,502	32,534,409	6,878	5,950	1,087,171	3,800,399,683	2,959	2	0	1,542,772	3,954	5,976	1,132,672	3,834,476,864	2,975
2016	23	0	31,785,119	6,936	5,886	263,538	3,812,618,333	2,953	3	0	2,386,092	3,812	5,912	263,538	3,846,789,544	2,969
2017	19	97,605	24,998,936	6,668	5,656	44,167	3,817,685,599	3,049	5	0	6,526,271	5,591	5,680	141,772	3,849,210,806	3,063
2018	19	0	25,656,181	7,037	5,688	1,225,368	3,957,189,985	3,257	5	0	6,688,806	6,049	5,712	1,225,368	3,989,534,971	3,272
2019	19	0	25,771,975	7,242	5,611	251,046	3,932,074,983	3,370	5	0	6,716,504	6,341	5,635	251,046	3,964,563,461	3,386
2020	19	282,211	26,265,140	7,697	5,492	131,441	3,911,776,200	3,542	7	0	7,782,512	5,229	5,518	413,652	3,945,823,851	3,559

RIESGOS DE TRABAJO

AÑO DE REPORTE	*INCAPACIDAD*				*MUERTE*				*SOBREVIVENCIA*				*TOTAL*			
	NO. DE PENSIONES	PRIMA EMITIDA	RESERVA AL CIERRE	PENSION PROMEDIO AL CIERRE	NO. DE PENSIONES	PRIMA EMITIDA	RESERVA AL CIERRE	PENSION PROMEDIO AL CIERRE	NO. DE PENSIONES	PRIMA EMITIDA	RESERVA AL CIERRE	PENSION PROMEDIO AL CIERRE	NO. DE PENSIONES	PRIMA EMITIDA	RESERVA AL CIERRE	PENSION PROMEDIO AL CIERRE
2005	725	255,298,706	245,690,121	1,417	755	529,932,427	501,414,830	2,856	0	0	0	0	1,480	785,231,133	747,104,951	2,151
2006	727	1,958,905	252,309,767	1,451	771	14,756,328	528,933,235	2,962	1	70,354	1,511,597	7,418	1,499	16,785,587	782,754,599	2,232
2007	726	36,563	258,566,569	1,511	773	799,678	537,830,768	2,971	1	0	1,518,056	7,719	1,500	836,240	797,915,393	2,267
2008	724	27,390	271,449,896	1,572	771	2,097,535	561,088,669	3,172	1	0	1,558,765	8,537	1,496	2,124,925	834,097,330	2,402
2009	723	16,251	276,625,051	1,672	772	2,510,549	573,610,323	3,420	1	0	1,550,468	9,095	1,496	2,526,800	851,785,842	2,579
2010	719	396,024	284,455,773	1,735	772	873,116	583,788,708	3,471	1	0	1,551,713	9,420	1,492	1,269,140	869,796,194	2,638
2011	717	4,035,041	294,904,972	1,843	770	1,103	586,633,933	3,634	1	0	1,532,468	9,834	1,488	4,036,144	883,071,373	2,775
2012	714	132,535	301,465,570	1,918	768	17,084	591,523,086	3,784	1	0	1,516,987	10,210	1,483	149,619	894,505,643	2,890
2013	711	307,412	308,019,399	1,991	763	303,304	592,606,350	3,873	1	0	1,486,261	8,372	1,475	610,716	902,112,010	2,969
2014	710	28,606	316,209,095	2,071	762	377,882	597,308,011	3,959	1	0	1,490,729	8,705	1,473	406,488	915,007,835	3,052
2015	707	107,201	317,522,607	2,157	761	0	589,734,471	4,102	1	0	1,461,190	9,060	1,469	107,201	908,718,268	3,169
2016	702	93,483	321,322,009	2,199	760	0	589,248,610	4,012	2	77,052	2,179,883	6,006	1,464	170,536	912,750,501	3,146
2017	696	274,288	336,556,946	2,280	735	0	590,190,677	4,100	2	0	2,241,539	6,069	1,433	274,288	928,989,162	3,219
2018	692	41,008	344,244,330	2,400	753	0	612,151,738	4,325	2	0	2,262,661	6,632	1,447	41,008	958,658,728	3,408
2019	689	117,135	347,713,325	2,517	747	0	607,391,177	4,388	2	0	2,230,465	6,952	1,438	117,135	957,334,967	3,495
2020	678	163,519	346,259,525	2,572	739	0	601,658,845	4,521	4	0	4,201,618	5,440	1,421	163,519	952,119,988	3,594

SISTEMA ESTADISTICO
SEGUROS DE PENSIONES DERIVADOS DE LA SEGURIDAD SOCIAL

NUMERO DE PENSIONES

POLIZAS QUE INICIARON VIGENCIA EN 2006
EN VIGOR AL CIERRE

TOTAL

AÑO DE REPORTE	*INVALIDEZ E INCAPACIDAD*				*MUERTE*				*SOBREVIVENCIA*				*TOTAL*			
	NO. DE PENSIONES	PRIMA EMITIDA	RESERVA AL CIERRE	PENSION PROMEDIO AL CIERRE	NO. DE PENSIONES	PRIMA EMITIDA	RESERVA AL CIERRE	PENSION PROMEDIO AL CIERRE	NO. DE PENSIONES	PRIMA EMITIDA	RESERVA AL CIERRE	PENSION PROMEDIO AL CIERRE	NO. DE PENSIONES	PRIMA EMITIDA	RESERVA AL CIERRE	PENSION PROMEDIO AL CIERRE
2006	733	301,030,545	294,806,248	1,648	7,842	4,453,485,464	4,293,997,451	2,097	2	504,921	1,361,497	1,823	8,577	4,755,020,930	4,590,165,196	2,058
2007	738	2,377,700	304,136,873	1,699	7,902	76,344,140	4,442,801,596	2,114	1	0	897,789	3,340	8,641	78,721,841	4,747,836,257	2,079
2008	734	9,152	317,903,654	1,781	7,876	5,020,569	4,635,699,506	2,254	1	0	939,707	3,535	8,611	5,029,721	4,954,542,867	2,213
2009	730	248,398	323,848,204	1,898	7,825	11,988,427	4,704,295,229	2,427	1	0	955,941	3,766	8,556	12,236,825	5,029,099,374	2,382
2010	724	851,668	327,644,156	1,940	7,786	2,816,105	4,793,510,058	2,463	4	53,839	3,453,702	4,274	8,514	3,721,613	5,124,607,916	2,419
2011	720	786,626	333,500,978	2,020	7,745	1,310,823	4,849,077,216	2,619	7	148,504	5,417,906	3,753	8,472	2,245,953	5,187,996,099	2,569
2012	716	91,045	339,074,474	2,095	7,690	1,360,767	4,911,465,126	2,754	8	127,648	5,769,245	3,599	8,414	1,579,460	5,256,308,845	2,699
2013	714	10,900	346,214,968	2,168	7,640	889,881	4,963,042,691	2,845	8	138,974	5,979,982	3,727	8,362	1,039,755	5,315,237,641	2,788
2014	709	572,896	353,034,200	2,256	7,591	1,199,585	5,034,623,547	2,947	9	118,627	6,876,299	3,586	8,309	1,891,107	5,394,534,045	2,888
2015	705	1,742,875	354,492,047	2,352	7,517	481,574	4,989,952,349	3,090	10	23,804	7,092,461	3,575	8,232	2,248,253	5,351,536,857	3,027
2016	699	18,285	355,777,314	2,384	7,433	1,871,820	4,991,910,185	3,080	11	0	7,154,861	3,446	8,143	1,890,105	5,354,842,360	3,021
2017	694	128,964	371,748,020	2,457	6,887	352,665	4,879,210,921	3,204	11	0	8,861,748	3,806	7,592	481,629	5,259,820,689	3,136
2018	687	443,172	380,022,827	2,615	7,251	286,729	5,260,160,019	3,411	15	0	11,773,403	3,957	7,953	729,901	5,651,956,249	3,343
2019	685	202,658	384,543,046	2,754	7,156	1,280,683	5,239,447,393	3,526	14	0	11,285,482	4,234	7,855	1,483,341	5,635,275,921	3,459
2020	677	1,056,921	388,245,546	2,837	7,028	389,188	5,213,975,151	3,692	16	127,954	12,948,579	4,282	7,721	1,574,063	5,615,169,276	3,618

INVALIDEZ Y VIDA

AÑO DE REPORTE	*INVALIDEZ*				*MUERTE*				*SOBREVIVENCIA*				*TOTAL*			
	NO. DE PENSIONES	PRIMA EMITIDA	RESERVA AL CIERRE	PENSION PROMEDIO AL CIERRE	NO. DE PENSIONES	PRIMA EMITIDA	RESERVA AL CIERRE	PENSION PROMEDIO AL CIERRE	NO. DE PENSIONES	PRIMA EMITIDA	RESERVA AL CIERRE	PENSION PROMEDIO AL CIERRE	NO. DE PENSIONES	PRIMA EMITIDA	RESERVA AL CIERRE	PENSION PROMEDIO AL CIERRE
2006	50	48,686,266	46,782,925	3,688	7,063	3,830,370,515	3,698,170,459	1,980	2	504,921	1,361,497	1,823	7,115	3,879,561,702	3,746,314,881	1,992
2007	51	136,063	48,464,160	3,851	7,106	62,236,060	3,817,448,679	1,992	1	0	897,789	3,340	7,158	62,372,123	3,866,810,628	2,006
2008	50	0	50,102,991	4,087	7,080	2,725,549	3,982,092,523	2,122	1	0	939,707	3,535	7,131	2,725,549	4,033,135,220	2,136
2009	47	160,983	49,545,261	4,463	7,025	8,733,971	4,036,327,849	2,284	1	0	955,941	3,766	7,073	8,894,954	4,086,829,050	2,298
2010	45	36,130	46,552,720	4,355	6,988	2,085,385	4,110,627,176	2,317	3	53,839	2,897,892	5,030	7,036	2,175,354	4,160,077,789	2,331
2011	43	159,483	46,710,219	4,617	6,950	1,310,823	4,158,305,077	2,461	6	83,968	4,786,418	3,990	6,999	1,554,274	4,209,801,714	2,475
2012	42	6,146	47,217,754	4,927	6,895	711,841	4,214,197,588	2,588	7	127,648	5,121,646	3,768	6,944	845,636	4,266,536,987	2,603
2013	42	0	48,202,070	5,055	6,847	889,881	4,259,204,472	2,672	7	138,974	5,317,069	3,902	6,896	1,028,855	4,312,723,611	2,688
2014	39	45,273	46,598,620	5,399	6,800	301,841	4,323,564,597	2,771	8	118,627	6,195,454	3,709	6,847	465,741	4,376,358,672	2,788
2015	39	1,698,916	47,589,619	5,648	6,727	480,547	4,288,624,408	2,913	8	0	6,184,548	3,824	6,774	2,179,463	4,342,398,575	2,930
2016	37	0	45,852,071	5,520	6,648	1,794,134	4,292,846,646	2,910	9	0	6,232,328	3,781	6,694	1,794,134	4,344,931,045	2,926
2017	36	0	45,966,077	5,659	6,149	313,232	4,204,473,812	3,036	8	0	7,680,581	4,600	6,193	313,232	4,258,120,470	3,053
2018	35	338,036	46,155,585	6,104	6,475	286,729	4,531,922,827	3,233	12	0	10,558,960	4,485	6,522	624,765	4,588,637,372	3,251
2019	35	136,608	46,733,983	6,396	6,390	1,280,683	4,517,162,459	3,344	11	0	10,065,657	4,862	6,436	1,417,291	4,573,962,098	3,364
2020	33	873,454	45,936,447	6,840	6,271	88,372	4,496,010,409	3,513	13	127,954	11,717,089	4,811	6,317	1,089,779	4,553,663,945	3,533

RIESGOS DE TRABAJO

AÑO DE REPORTE	*INCAPACIDAD*				*MUERTE*				*SOBREVIVENCIA*				*TOTAL*			
	NO. DE PENSIONES	PRIMA EMITIDA	RESERVA AL CIERRE	PENSION PROMEDIO AL CIERRE	NO. DE PENSIONES	PRIMA EMITIDA	RESERVA AL CIERRE	PENSION PROMEDIO AL CIERRE	NO. DE PENSIONES	PRIMA EMITIDA	RESERVA AL CIERRE	PENSION PROMEDIO AL CIERRE	NO. DE PENSIONES	PRIMA EMITIDA	RESERVA AL CIERRE	PENSION PROMEDIO AL CIERRE
2006	683	252,344,279	248,023,322	1,499	779	623,114,948	595,826,992	3,151	0	0	0	0	1,462	875,459,228	843,850,315	2,379
2007	687	2,241,638	255,672,713	1,539	796	14,108,081	625,352,917	3,199	0	0	0	0	1,483	16,349,718	881,025,629	2,430
2008	684	9,152	267,800,663	1,612	796	2,295,019	653,606,983	3,428					1,480	2,304,171	921,407,647	2,589
2009	683	87,415	274,302,943	1,721	800	3,254,456	667,967,380	3,688					1,483	3,341,871	942,270,323	2,782
2010	679	815,538	281,091,435	1,780	798	730,721	682,882,882	3,741	1	0	555,809	2,008	1,478	1,546,259	964,530,127	2,839
2011	677	627,144	286,790,758	1,855	795	0	690,772,138	4,001	1	64,536	631,488	2,327	1,473	691,679	978,194,385	3,014
2012	674	84,899	291,856,720	1,919	795	648,926	697,267,539	4,197	1	0	647,599	2,416	1,470	733,824	989,771,858	3,151
2013	672	10,900	298,012,899	1,988	793	0	703,838,219	4,337	1	0	662,913	2,502	1,466	10,900	1,002,514,030	3,259
2014	670	527,622	306,435,580	2,073	791	897,744	711,058,949	4,452	1	0	680,845	2,601	1,462	1,425,366	1,018,175,374	3,361
2015	666	43,959	306,902,428	2,159	790	1,026	701,327,941	4,594	2	23,804	907,913	2,579	1,458	68,790	1,009,138,282	3,479
2016	662	18,285	309,925,243	2,208	785	77,686	699,063,539	4,515	2	0	922,533	1,938	1,449	95,971	1,009,911,315	3,458
2017	658	128,964	325,781,944	2,282	738	39,433	674,737,109	4,602	3	0	1,181,166	1,690	1,399	168,397	1,001,700,219	3,505
2018	652	105,136	333,867,242	2,428	776	0	728,237,192	4,890	3	0	1,214,442	1,845	1,431	105,136	1,063,318,876	3,762
2019	650	66,050	337,809,063	2,557	766	0	722,284,935	5,037	3	0	1,219,825	1,934	1,419	66,050	1,061,313,823	3,895
2020	644	183,467	342,309,099	2,632	757	300,817	717,964,742	5,178	3	0	1,231,490	1,988	1,404	484,283	1,061,505,331	4,004

SISTEMA ESTADISTICO
SEGUROS DE PENSIONES DERIVADOS DE LA SEGURIDAD SOCIAL

NUMERO DE PENSIONES

POLIZAS QUE INICIARON VIGENCIA EN 2007
EN VIGOR AL CIERRE

TOTAL

AÑO DE REPORTE	*INVALIDEZ E INCAPACIDAD*				*MUERTE*				*SOBREVIVENCIA*				*TOTAL*			
	NO. DE PENSIONES	PRIMA EMITIDA	RESERVA AL CIERRE	PENSION PROMEDIO AL CIERRE	NO. DE PENSIONES	PRIMA EMITIDA	RESERVA AL CIERRE	PENSION PROMEDIO AL CIERRE	NO. DE PENSIONES	PRIMA EMITIDA	RESERVA AL CIERRE	PENSION PROMEDIO AL CIERRE	NO. DE PENSIONES	PRIMA EMITIDA	RESERVA AL CIERRE	PENSION PROMEDIO AL CIERRE
2007	2,626	1,617,941,518	1,565,122,860	2,474	7,035	4,445,980,890	4,273,524,916	2,302	10	471,489	5,162,588	2,150	9,671	6,064,393,897	5,843,810,365	2,349
2008	2,569	24,439,744	1,594,861,966	2,537	7,068	35,980,122	4,523,632,192	2,371	78	3,576,677	54,415,924	2,478	9,715	63,996,544	6,172,910,081	2,416
2009	2,488	3,669,902	1,570,319,804	2,685	7,027	7,220,698	4,585,322,877	2,533	149	4,472,435	96,377,337	2,621	9,664	15,363,036	6,252,020,018	2,573
2010	2,427	3,583,406	1,581,196,820	2,784	7,008	4,040,524	4,683,339,719	2,541	198	3,540,323	122,032,990	2,517	9,633	11,164,254	6,386,569,530	2,602
2011	2,357	1,997,244	1,572,510,835	2,908	6,971	511,019	4,740,077,470	2,733	248	2,657,203	153,020,297	2,591	9,576	5,165,466	6,465,608,602	2,772
2012	2,294	3,418,271	1,557,848,388	3,044	6,957	1,869,735	4,817,454,383	2,893	298	4,684,476	196,824,885	2,949	9,549	9,972,482	6,572,127,657	2,931
2013	2,244	1,241,830	1,556,637,822	3,147	6,937	3,577,422	4,888,171,768	2,990	339	3,430,660	223,353,832	2,999	9,520	8,249,913	6,668,163,422	3,027
2014	2,199	3,259,428	1,564,172,817	3,268	6,890	3,293,803	4,961,711,865	3,100	365	6,444,197	249,555,840	3,129	9,454	12,997,427	6,775,440,522	3,140
2015	2,126	2,755,110	1,518,266,913	3,375	6,837	659,444	4,939,055,075	3,263	395	3,714,481	278,401,201	3,355	9,358	7,129,035	6,735,723,189	3,292
2016	2,059	1,789,515	1,490,979,467	3,377	6,771	967,449	4,963,026,247	3,223	441	3,485,217	311,657,880	3,291	9,271	6,242,180	6,765,663,595	3,261
2017	1,994	2,883,094	1,518,045,512	3,459	6,680	191,216	5,124,219,401	3,341	465	3,867,756	347,330,682	3,369	9,139	6,942,066	6,989,595,595	3,369
2018	1,940	1,075,466	1,527,864,190	3,754	6,619	1,044,197	5,217,539,759	3,587	483	4,816,309	374,571,019	3,748	9,042	6,935,972	7,119,974,968	3,631
2019	1,906	1,636,072	1,506,520,147	3,890	6,548	2,035,232	5,201,378,552	3,701	504	2,418,175	392,802,554	3,937	8,958	6,089,479	7,100,701,253	3,754
2020	1,859	1,443,855	1,486,166,010	3,961	6,452	723,877	5,191,204,892	3,884	519	829,535	414,297,340	4,099	8,830	2,997,268	7,091,668,241	3,913

INVALIDEZ Y VIDA

AÑO DE REPORTE	*INVALIDEZ*				*MUERTE*				*SOBREVIVENCIA*				*TOTAL*			
	NO. DE PENSIONES	PRIMA EMITIDA	RESERVA AL CIERRE	PENSION PROMEDIO AL CIERRE	NO. DE PENSIONES	PRIMA EMITIDA	RESERVA AL CIERRE	PENSION PROMEDIO AL CIERRE	NO. DE PENSIONES	PRIMA EMITIDA	RESERVA AL CIERRE	PENSION PROMEDIO AL CIERRE	NO. DE PENSIONES	PRIMA EMITIDA	RESERVA AL CIERRE	PENSION PROMEDIO AL CIERRE
2007	1,503	1,133,429,871	1,095,729,058	3,047	6,366	3,863,141,385	3,721,219,526	2,187	10	471,489	5,162,588	2,150	7,879	4,997,042,745	4,822,111,172	2,351
2008	1,437	18,951,019	1,095,774,121	3,148	6,384	31,448,263	3,928,649,554	2,239	77	3,576,677	53,825,845	2,486	7,898	53,975,960	5,078,249,520	2,407
2009	1,362	3,399,209	1,061,511,081	3,352	6,336	4,707,268	3,972,085,352	2,390	147	4,463,452	95,713,705	2,640	7,845	12,569,929	5,129,310,138	2,562
2010	1,303	3,027,987	1,057,620,385	3,510	6,317	3,712,725	4,060,408,912	2,400	195	3,465,756	120,735,718	2,533	7,815	10,206,468	5,238,765,014	2,588
2011	1,235	1,997,244	1,037,325,280	3,706	6,278	178,451	4,109,249,923	2,578	245	2,657,203	151,221,164	2,595	7,758	4,832,898	5,297,796,367	2,758
2012	1,174	3,418,271	1,009,523,070	3,935	6,263	1,476,086	4,173,924,533	2,731	295	4,611,640	194,913,370	2,954	7,732	9,505,998	5,378,360,973	2,922
2013	1,131	1,212,602	997,417,970	4,090	6,241	3,304,891	4,238,165,377	2,821	335	3,422,204	221,326,076	3,011	7,707	7,939,697	5,456,909,424	3,016
2014	1,090	3,223,850	990,103,355	4,273	6,194	2,585,511	4,305,533,873	2,928	361	6,444,197	247,478,304	3,141	7,645	12,253,558	5,543,115,532	3,130
2015	1,023	2,591,358	941,881,475	4,451	6,142	563,481	4,283,868,966	3,081	390	3,714,481	275,652,999	3,369	7,555	6,869,320	5,501,403,440	3,282
2016	961	1,731,902	906,243,934	4,479	6,079	909,695	4,309,007,509	3,053	431	3,268,475	306,001,764	3,313	7,471	5,910,073	5,521,253,208	3,252
2017	908	1,910,926	907,386,524	4,597	5,993	191,216	4,453,408,217	3,167	454	3,867,756	340,275,891	3,386	7,355	5,969,897	5,701,070,632	3,357
2018	864	1,041,951	902,912,697	5,098	5,932	1,044,197	4,538,551,127	3,407	471	4,816,309	367,059,220	3,769	7,267	6,902,457	5,808,523,044	3,631
2019	833	1,513,258	876,034,816	5,297	5,864	17,679	4,525,415,018	3,516	492	2,418,175	385,268,913	3,958	7,189	3,949,111	5,786,718,747	3,753
2020	793	1,158,845	847,378,649	5,410	5,773	504,103	4,517,720,511	3,704	507	829,535	407,619,235	4,132	7,073	2,492,483	5,772,718,395	3,926

RIESGOS DE TRABAJO

AÑO DE REPORTE	*INCAPACIDAD*				*MUERTE*				*SOBREVIVENCIA*				*TOTAL*			
	NO. DE PENSIONES	PRIMA EMITIDA	RESERVA AL CIERRE	PENSION PROMEDIO AL CIERRE	NO. DE PENSIONES	PRIMA EMITIDA	RESERVA AL CIERRE	PENSION PROMEDIO AL CIERRE	NO. DE PENSIONES	PRIMA EMITIDA	RESERVA AL CIERRE	PENSION PROMEDIO AL CIERRE	NO. DE PENSIONES	PRIMA EMITIDA	RESERVA AL CIERRE	PENSION PROMEDIO AL CIERRE
2007	1,123	484,511,647	469,393,803	1,707	669	582,839,505	552,305,390	3,396	0	0	0	0	1,792	1,067,351,152	1,021,699,192	2,338
2008	1,132	5,488,725	499,087,845	1,761	684	4,531,859	594,982,638	3,599	1	0	590,079	1,820	1,817	10,020,584	1,094,660,562	2,453
2009	1,126	270,694	508,808,722	1,877	691	2,513,431	613,237,525	3,847	2	8,983	663,633	1,189	1,819	2,793,107	1,122,709,880	2,625
2010	1,124	555,419	523,576,436	1,943	691	327,799	622,930,808	3,834	3	74,568	1,297,273	1,491	1,818	957,786	1,147,804,516	2,661
2011	1,122	0	535,185,555	2,029	693	332,568	630,827,547	4,132	3	0	1,799,133	2,262	1,818	332,568	1,167,812,235	2,831
2012	1,120	0	548,325,318	2,109	694	393,649	643,529,850	4,359	3	72,836	1,911,515	2,442	1,817	466,484	1,193,766,684	2,969
2013	1,113	29,228	559,219,852	2,188	696	272,531	650,006,391	4,501	4	8,457	2,027,756	2,025	1,813	310,216	1,211,253,999	3,076
2014	1,109	35,578	574,069,462	2,280	696	708,292	656,177,992	4,630	4	0	2,077,536	2,106	1,809	743,869	1,232,324,990	3,184
2015	1,103	163,752	576,385,438	2,377	695	95,962	655,186,109	4,871	5	0	2,748,202	2,241	1,803	259,715	1,234,319,749	3,338
2016	1,098	57,612	584,735,533	2,413	692	57,754	654,018,738	4,714	10	216,742	5,656,116	2,377	1,800	332,108	1,244,410,387	3,297
2017	1,086	972,169	610,658,989	2,508	687	0	670,811,184	4,863	11	0	7,054,791	2,661	1,784	972,169	1,288,524,963	3,416
2018	1,076	33,515	624,951,494	2,675	687	0	678,988,631	5,142	12	0	7,511,799	2,915	1,775	33,515	1,311,451,924	3,632
2019	1,073	122,814	630,485,331	2,798	684	2,017,553	675,963,534	5,287	12	0	7,533,641	3,056	1,769	2,140,368	1,313,982,506	3,762
2020	1,066	285,011	638,787,360	2,882	679	219,774	673,484,381	5,411	12	0	6,678,105	2,702	1,757	504,784	1,318,949,846	3,858

SISTEMA ESTADISTICO
SEGUROS DE PENSIONES DERIVADOS DE LA SEGURIDAD SOCIAL

NUMERO DE PENSIONES

POLIZAS QUE INICIARON VIGENCIA EN 2008
EN VIGOR AL CIERRE

TOTAL

AÑO DE REPORTE	*INVALIDEZ E INCAPACIDAD*				*MUERTE*				*SOBREVIVENCIA*				*TOTAL*			
	NO. DE PENSIONES	PRIMA EMITIDA	RESERVA AL CIERRE	PENSION PROMEDIO AL CIERRE	NO. DE PENSIONES	PRIMA EMITIDA	RESERVA AL CIERRE	PENSION PROMEDIO AL CIERRE	NO. DE PENSIONES	PRIMA EMITIDA	RESERVA AL CIERRE	PENSION PROMEDIO AL CIERRE	NO. DE PENSIONES	PRIMA EMITIDA	RESERVA AL CIERRE	PENSION PROMEDIO AL CIERRE
2008	4,098	2,637,831,683	2,589,461,177	2,583	7,241	4,805,843,925	4,688,761,557	2,338	45	40,646,804	33,965,727	2,516	11,384	7,484,322,413	7,312,188,460	2,427
2009	3,969	30,131,507	2,559,310,757	2,733	7,272	60,756,595	4,825,843,529	2,486	151	5,891,209	103,693,534	2,654	11,392	96,779,311	7,488,847,820	2,574
2010	3,838	8,349,186	2,538,276,393	2,813	7,260	20,986,336	4,961,343,417	2,489	259	7,390,571	173,024,815	2,635	11,357	36,726,093	7,672,644,624	2,602
2011	3,718	4,499,574	2,508,300,072	2,932	7,236	6,504,711	5,037,037,492	2,696	337	3,617,172	222,708,708	2,728	11,291	14,621,457	7,768,046,272	2,774
2012	3,597	4,496,208	2,490,493,890	3,092	7,206	3,648,649	5,119,290,529	2,886	444	10,727,369	296,659,393	2,895	11,247	18,872,226	7,906,443,813	2,952
2013	3,496	1,454,820	2,485,284,338	3,206	7,185	1,855,089	5,213,029,526	2,990	515	6,786,041	339,523,263	2,916	11,196	10,095,950	8,037,837,127	3,054
2014	3,401	6,646,777	2,484,477,475	3,342	7,159	3,366,152	5,305,129,803	3,101	586	8,457,565	390,628,872	2,992	11,146	18,470,495	8,180,236,150	3,169
2015	3,268	5,638,521	2,411,568,618	3,466	7,115	3,505,689	5,281,099,921	3,219	655	8,122,835	432,368,981	3,089	11,038	17,267,045	8,125,037,520	3,285
2016	3,153	6,339,233	2,372,814,681	3,470	7,056	420,150	5,314,958,266	3,213	727	4,873,103	473,073,121	3,030	10,936	11,632,487	8,160,846,068	3,275
2017	3,052	3,880,223	2,421,763,312	3,598	6,984	3,276,113	5,509,808,984	3,277	761	6,173,936	522,444,044	3,081	10,797	13,330,272	8,454,016,341	3,354
2018	2,955	2,450,532	2,427,656,646	3,898	6,905	653,379	5,607,406,691	3,602	780	4,179,079	558,752,132	3,448	10,640	7,282,990	8,593,815,468	3,673
2019	2,870	2,137,965	2,383,224,404	4,069	6,854	318,769	5,606,821,442	3,767	834	3,944,972	600,220,487	3,609	10,558	6,401,706	8,590,266,333	3,836
2020	2,799	3,769,803	2,367,232,087	4,188	6,770	29,355	5,608,343,414	3,863	859	9,309,640	625,145,916	3,727	10,428	13,108,797	8,600,721,418	3,939

INVALIDEZ Y VIDA

AÑO DE REPORTE	*INVALIDEZ*				*MUERTE*				*SOBREVIVENCIA*				*TOTAL*			
	NO. DE PENSIONES	PRIMA EMITIDA	RESERVA AL CIERRE	PENSION PROMEDIO AL CIERRE	NO. DE PENSIONES	PRIMA EMITIDA	RESERVA AL CIERRE	PENSION PROMEDIO AL CIERRE	NO. DE PENSIONES	PRIMA EMITIDA	RESERVA AL CIERRE	PENSION PROMEDIO AL CIERRE	NO. DE PENSIONES	PRIMA EMITIDA	RESERVA AL CIERRE	PENSION PROMEDIO AL CIERRE
2008	2,744	1,986,070,499	1,951,122,348	2,927	6,500	4,172,550,087	4,079,643,868	2,227	45	40,646,804	33,965,727	2,516	9,289	6,199,267,391	6,064,731,942	2,435
2009	2,609	23,701,897	1,900,056,615	3,111	6,520	50,140,430	4,193,147,789	2,366	150	5,718,711	103,238,665	2,660	9,279	79,561,038	6,196,443,069	2,580
2010	2,480	7,693,707	1,859,935,202	3,214	6,501	15,471,238	4,304,256,774	2,367	259	7,390,571	173,024,815	2,635	9,240	30,555,516	6,337,216,790	2,602
2011	2,366	4,157,579	1,817,219,136	3,367	6,475	3,816,845	4,366,980,330	2,563	335	3,617,172	221,623,699	2,734	9,176	11,591,596	6,405,823,165	2,776
2012	2,255	4,068,869	1,787,911,376	3,591	6,445	3,062,641	4,439,041,827	2,747	441	10,545,889	293,149,203	2,873	9,141	17,677,399	6,520,102,405	2,961
2013	2,156	1,454,820	1,762,843,452	3,745	6,424	699,468	4,517,685,688	2,844	511	6,751,811	335,674,469	2,897	9,091	8,906,099	6,616,203,609	3,060
2014	2,064	5,105,010	1,741,284,753	3,927	6,401	3,009,883	4,600,632,340	2,951	581	8,457,565	385,823,098	2,970	9,046	16,572,459	6,727,740,191	3,175
2015	1,938	5,420,464	1,665,791,613	4,102	6,359	2,834,923	4,581,513,801	3,064	650	8,122,835	427,639,224	3,069	8,947	16,378,222	6,674,944,637	3,289
2016	1,830	6,063,346	1,615,709,089	4,128	6,306	285,982	4,614,058,699	3,065	721	4,873,103	467,136,805	3,005	8,857	11,222,432	6,696,904,592	3,279
2017	1,736	3,285,052	1,626,449,666	4,291	6,239	400,055	4,785,254,307	3,124	755	6,173,936	516,370,673	3,056	8,730	9,859,043	6,928,074,645	3,350
2018	1,647	2,332,302	1,608,505,402	4,714	6,163	380,816	4,873,895,121	3,441	774	4,179,079	552,699,915	3,428	8,584	6,892,198	7,035,100,438	3,684
2019	1,571	1,936,850	1,559,811,228	4,948	6,115	302,613	4,878,489,080	3,602	824	3,944,972	591,195,020	3,587	8,510	6,184,435	7,029,495,328	3,849
2020	1,515	3,616,801	1,537,879,703	5,120	6,038	29,355	4,881,832,997	3,699	847	9,309,640	615,122,360	3,711	8,400	12,955,796	7,034,835,059	3,957

RIESGOS DE TRABAJO

AÑO DE REPORTE	*INCAPACIDAD*				*MUERTE*				*SOBREVIVENCIA*				*TOTAL*			
	NO. DE PENSIONES	PRIMA EMITIDA	RESERVA AL CIERRE	PENSION PROMEDIO AL CIERRE	NO. DE PENSIONES	PRIMA EMITIDA	RESERVA AL CIERRE	PENSION PROMEDIO AL CIERRE	NO. DE PENSIONES	PRIMA EMITIDA	RESERVA AL CIERRE	PENSION PROMEDIO AL CIERRE	NO. DE PENSIONES	PRIMA EMITIDA	RESERVA AL CIERRE	PENSION PROMEDIO AL CIERRE
2008	1,354	651,761,184	638,338,829	1,887	741	633,293,837	609,117,689	3,315					2,095	1,285,055,022	1,247,456,518	2,392
2009	1,360	6,429,610	659,254,142	2,009	752	10,616,165	632,695,740	3,530	1	172,498	454,869	1,745	2,113	17,218,273	1,292,404,751	2,550
2010	1,358	655,480	678,341,191	2,080	759	5,515,097	657,086,643	3,533					2,117	6,170,577	1,335,427,834	2,601
2011	1,352	341,995	691,080,936	2,171	761	2,687,866	670,057,162	3,827	2	0	1,085,008	1,719	2,115	3,029,861	1,362,223,107	2,767
2012	1,342	427,340	702,582,514	2,254	761	586,007	680,248,703	4,062	3	181,480	3,510,190	6,136	2,106	1,194,826	1,386,341,407	2,912
2013	1,340	0	722,440,886	2,340	761	1,155,621	695,343,838	4,223	4	34,230	3,848,794	5,329	2,105	1,189,851	1,421,633,518	3,026
2014	1,337	1,541,767	743,192,722	2,441	758	356,269	704,497,463	4,365	5	0	4,805,774	5,542	2,100	1,898,036	1,452,495,959	3,143
2015	1,330	218,058	745,777,005	2,539	756	670,765	699,586,120	4,521	5	0	4,729,758	5,768	2,091	888,823	1,450,092,883	3,263
2016	1,323	275,887	757,105,593	2,560	750	134,168	700,899,568	4,465	6	0	5,936,316	6,029	2,079	410,055	1,463,941,476	3,257
2017	1,316	595,171	795,313,646	2,684	745	2,876,058	724,554,678	4,559	6	0	6,073,372	6,142	2,067	3,471,229	1,525,941,695	3,370
2018	1,308	118,229	819,151,244	2,871	742	272,563	733,511,570	4,937	6	0	6,052,217	6,054	2,056	390,792	1,558,715,031	3,626
2019	1,299	201,116	823,413,176	3,004	739	16,156	728,332,362	5,131	10	0	9,025,467	5,446	2,048	217,272	1,560,771,005	3,784
2020	1,284	153,002	829,352,385	3,089	732	0	726,510,417	5,215	12	0	10,023,557	4,865	2,028	153,002	1,565,886,359	3,866

SISTEMA ESTADISTICO
SEGUROS DE PENSIONES DERIVADOS DE LA SEGURIDAD SOCIAL

NUMERO DE PENSIONES

POLIZAS QUE INICIARON VIGENCIA EN 2009

EN VIGOR AL CIERRE

TOTAL

AÑO DE REPORTE	*INCAPACIDAD, INVALIDEZ Y JUBILACION*				*MUERTE*				*SOBREVIVENCIA*				*TOTAL*			
	NO. DE PENSIONES	PRIMA EMITIDA	RESERVA AL CIERRE	PENSION PROMEDIO AL CIERRE	NO. DE PENSIONES	PRIMA EMITIDA	RESERVA AL CIERRE	PENSION PROMEDIO AL CIERRE	NO. DE PENSIONES	PRIMA EMITIDA	RESERVA AL CIERRE	PENSION PROMEDIO AL CIERRE	NO. DE PENSIONES	PRIMA EMITIDA	RESERVA AL CIERRE	PENSION PROMEDIO AL CIERRE
2009	5,030	3,616,585,217	3,530,459,651	2,959	7,124	4,757,499,756	4,626,026,151	2,371	314	145,108,489	32,352,115	1,818	12,468	8,519,193,461	8,290,663,113	2,595
2010	5,101	164,906,906	3,672,629,477	3,035	7,514	288,812,736	5,043,037,594	2,383	434	6,649,943	103,601,553	2,020	13,049	460,369,584	8,929,301,524	2,626
2011	4,884	4,192,776	3,603,727,466	3,214	7,490	15,111,015	5,148,261,794	2,579	557	3,072,594	183,596,455	2,250	12,931	22,376,385	9,051,464,939	2,805
2012	4,728	6,207,541	3,596,102,461	3,358	7,460	5,752,941	5,250,807,444	2,729	695	6,529,374	271,261,084	2,408	12,883	18,489,856	9,239,714,487	2,942
2013	4,592	2,082,007	3,576,805,681	3,476	7,432	3,916,567	5,339,515,278	2,824	785	6,111,900	344,358,806	2,578	12,809	12,110,474	9,386,992,184	3,043
2014	4,459	3,070,110	3,574,539,589	3,629	7,392	3,246,585	5,444,704,363	2,933	864	2,350,087	407,347,238	2,764	12,715	8,666,782	9,554,676,098	3,166
2015	4,328	3,356,382	3,508,529,247	3,759	7,350	2,176,081	5,443,967,004	3,048	936	6,465,677	462,040,753	2,833	12,614	11,998,140	9,538,665,735	3,276
2016	4,200	3,005,515	3,485,298,342	3,817	7,302	1,681,461	5,489,324,916	3,043	1,005	6,063,216	506,746,214	2,876	12,507	10,750,193	9,614,988,437	3,289
2017	4,092	2,252,843	3,577,416,638	3,961	7,234	4,439,683	5,710,216,308	3,145	1,056	5,684,287	562,706,291	2,977	12,382	12,376,813	9,992,764,366	3,400
2018	3,956	1,228,576	3,564,024,360	4,229	7,161	17,212	5,829,515,901	3,407	1,114	5,544,390	631,081,810	3,248	12,231	6,790,178	10,174,425,817	3,658
2019	3,836	5,204,720	3,501,545,106	4,426	7,087	1,274,196	5,833,889,730	3,558	1,159	7,182,321	675,551,179	3,424	12,082	13,661,237	10,167,024,806	3,821
2020	3,710	2,881,372	3,432,221,483	4,545	7,004	777,430	5,864,498,325	3,652	1,209	5,960,717	731,064,706	3,566	11,923	9,619,518	10,189,759,727	3,921

INVALIDEZ Y VIDA

AÑO DE REPORTE	*INVALIDEZ*				*MUERTE*				*SOBREVIVENCIA*				*TOTAL*			
	NO. DE PENSIONES	PRIMA EMITIDA	RESERVA AL CIERRE	PENSION PROMEDIO AL CIERRE	NO. DE PENSIONES	PRIMA EMITIDA	RESERVA AL CIERRE	PENSION PROMEDIO AL CIERRE	NO. DE PENSIONES	PRIMA EMITIDA	RESERVA AL CIERRE	PENSION PROMEDIO AL CIERRE	NO. DE PENSIONES	PRIMA EMITIDA	RESERVA AL CIERRE	PENSION PROMEDIO AL CIERRE
2009	3,140	2,287,120,180	2,227,325,226	3,002	6,560	4,248,213,643	4,139,425,987	2,267	55	43,182,821	32,352,115	2,247	9,755	6,578,516,643	6,399,103,328	2,503
2010	3,142	109,609,399	2,301,302,540	3,098	6,913	258,818,378	4,505,278,883	2,275	170	5,771,649	103,601,553	2,290	10,225	374,199,425	6,910,182,976	2,528
2011	2,944	3,529,878	2,215,985,305	3,270	6,882	12,851,854	4,592,458,615	2,457	292	3,072,594	183,187,759	2,437	10,118	19,454,326	6,991,631,679	2,693
2012	2,799	5,108,171	2,178,739,791	3,450	6,852	2,872,428	4,682,040,338	2,596	429	6,480,091	270,799,688	2,549	10,080	14,460,690	7,131,579,816	2,831
2013	2,675	2,044,697	2,137,193,220	3,585	6,824	3,916,567	4,761,822,926	2,685	522	6,111,900	343,890,409	2,699	10,021	12,073,164	7,242,906,555	2,926
2014	2,564	3,070,110	2,113,935,553	3,750	6,785	2,659,362	4,857,009,786	2,791	600	2,350,087	405,727,338	2,907	9,949	8,079,558	7,376,672,677	3,045
2015	2,442	3,247,516	2,041,193,408	3,898	6,747	2,147,501	4,861,064,339	2,900	682	6,465,677	461,527,709	2,926	9,871	11,860,694	7,363,785,456	3,149
2016	2,335	2,951,485	2,008,796,310	3,968	6,700	920,166	4,903,802,351	2,899	750	6,018,151	506,218,135	2,905	9,785	9,889,802	7,418,816,795	3,155
2017	2,242	2,221,528	2,039,266,549	4,125	6,633	4,332,444	5,105,280,864	2,996	804	5,588,265	561,262,550	2,975	9,679	12,142,237	7,705,809,963	3,256
2018	2,126	1,148,775	1,992,711,176	4,415	6,563	17,212	5,216,641,119	3,251	861	5,544,390	629,643,200	3,254	9,550	6,710,378	7,838,995,496	3,510
2019	2,031	4,531,009	1,936,907,115	4,636	6,489	1,274,196	5,221,747,564	3,402	908	7,182,321	672,512,455	3,414	9,428	12,987,526	7,831,167,134	3,669
2020	1,926	1,870,464	1,866,205,772	4,754	6,409	777,430	5,251,312,944	3,495	958	5,960,717	728,016,905	3,532	9,293	8,608,611	7,845,535,621	3,760

RIESGOS DE TRABAJO

AÑO DE REPORTE	*INCAPACIDAD*				*MUERTE*				*SOBREVIVENCIA*				*TOTAL*			
	NO. DE PENSIONES	PRIMA EMITIDA	RESERVA AL CIERRE	PENSION PROMEDIO AL CIERRE	NO. DE PENSIONES	PRIMA EMITIDA	RESERVA AL CIERRE	PENSION PROMEDIO AL CIERRE	NO. DE PENSIONES	PRIMA EMITIDA	RESERVA AL CIERRE	PENSION PROMEDIO AL CIERRE	NO. DE PENSIONES	PRIMA EMITIDA	RESERVA AL CIERRE	PENSION PROMEDIO AL CIERRE
2009	1,277	615,476,501	596,579,644	2,080	564	509,286,113	486,600,165	3,589					1,841	1,124,762,614	1,083,179,809	2,542
2010	1,326	15,339,180	636,353,049	2,171	601	29,994,358	537,758,711	3,623					1,927	45,333,538	1,174,111,760	2,624
2011	1,317	662,898	648,349,439	2,240	608	2,259,161	555,803,180	3,958	1	0	408,695	1,887	1,926	2,922,059	1,204,561,315	2,782
2012	1,309	1,099,370	664,434,295	2,330	608	2,880,512	568,767,106	4,230	1	49,283	461,396	2,168	1,918	4,029,166	1,233,662,798	2,932
2013	1,305	37,311	681,256,474	2,416	608	0	577,692,352	4,379	1	0	468,397	2,246	1,914	37,311	1,259,417,223	3,040
2014	1,301	0	699,536,153	2,512	607	587,224	587,694,577	4,521	2	0	1,619,900	4,050	1,910	587,224	1,288,850,629	3,152
2015	1,294	108,865	705,405,502	2,622	603	28,581	582,902,665	4,700	1	0	513,044	4,800	1,898	137,446	1,288,821,212	3,283
2016	1,285	54,030	718,089,041	2,671	602	761,295	585,522,566	4,639	1	45,066	528,079	5,172	1,888	860,391	1,304,139,686	3,300
2017	1,278	31,315	752,425,202	2,766	601	107,239	604,935,444	4,781	2	96,021	1,443,742	4,308	1,881	234,576	1,358,804,387	3,411
2018	1,270	79,800	778,064,385	2,964	598	0	612,874,781	5,121	2	0	1,438,610	4,600	1,870	79,800	1,392,377,776	3,655
2019	1,259	673,711	782,475,366	3,091	598	0	612,142,165	5,257	4	0	3,038,724	3,958	1,861	673,711	1,397,656,256	3,789
2020	1,251	1,010,908	791,794,258	3,163	595	0	613,185,381	5,344	4	0	3,047,801	3,706	1,850	1,010,908	1,408,027,440	3,866

JUBILACION

AÑO DE REPORTE	*JUBILACION*								*SOBREVIVENCIA*				*TOTAL*			
	NO. DE PENSIONES	PRIMA EMITIDA	RESERVA AL CIERRE	PENSION PROMEDIO AL CIERRE	NO. DE PENSIONES	PRIMA EMITIDA	RESERVA AL CIERRE	PENSION PROMEDIO AL CIERRE	NO. DE PENSIONES	PRIMA EMITIDA	RESERVA AL CIERRE	PENSION PROMEDIO AL CIERRE	NO. DE PENSIONES	PRIMA EMITIDA	RESERVA AL CIERRE	PENSION PROMEDIO AL CIERRE
2009	613	713,988,535	706,554,780	4,572					259	101,925,668	101,825,196	1,727	872	815,914,203	808,379,976	3,727
2010	633	39,958,327	734,973,887	4,531					264	878,294	110,032,901	1,845	897	40,836,621	845,006,788	3,741
2011	623	0	739,392,722	5,009					264	0	115,879,224	2,044	887	0	855,271,946	4,126
2012	620	0	752,928,375	5,108					265	0	121,543,498	2,180	885	0	874,471,873	4,231
2013	612	0	758,355,988	5,261					262	0	126,312,418	2,338	874	0	884,668,406	4,385
2014	594	0	761,067,883	5,556					262	0	128,084,908	2,426	856	0	889,152,792	4,598
2015	592	0	761,930,337	5,671					253	0	124,128,731	2,574	845	0	886,059,067	4,744
2016	580	0	758,412,991	5,751					254	0	133,618,964	2,780	834	0	892,031,956	4,846
2017	572	0	785,724,888	5,984					250	0	142,425,128	2,972	822	0	928,150,016	5,068
2018	560	0	793,248,799	6,394					251	0	149,803,746	3,215	811	0	943,052,545	5,410
2019	546	0	782,162,625	6,720					247	0	156,038,791	3,451	793	0	938,201,416	5,702
2020	533	0	774,221,453	7,031					247	0	161,975,213	3,694	780	0	936,196,666	5,975

SISTEMA ESTADISTICO
SEGUROS DE PENSIONES DERIVADOS DE LA SEGURIDAD SOCIAL

NUMERO DE PENSIONES

POLIZAS QUE INICIARON VIGENCIA EN 2010

EN VIGOR AL CIERRE

TOTAL

AÑO DE REPORTE	*INCAPACIDAD, INVALIDEZ Y JUBILACION*				*MUERTE*				*SOBREVIVENCIA*				*TOTAL*			
	NO. DE PENSIONES	PRIMA EMITIDA	RESERVA AL CIERRE	PENSION PROMEDIO AL CIERRE	NO. DE PENSIONES	PRIMA EMITIDA	RESERVA AL CIERRE	PENSION PROMEDIO AL CIERRE	NO. DE PENSIONES	PRIMA EMITIDA	RESERVA AL CIERRE	PENSION PROMEDIO AL CIERRE	NO. DE PENSIONES	PRIMA EMITIDA	RESERVA AL CIERRE	PENSION PROMEDIO AL CIERRE
2010	7,508	6,183,252,431	6,068,844,103	3,181	10,999	8,541,212,143	8,338,605,584	2,420	377	194,895,476	44,287,644	1,947	18,884	14,919,360,051	14,591,678,325	2,713
2011	7,312	140,763,596	6,109,376,335	3,340	11,252	325,727,327	8,841,280,711	2,561	568	7,375,099	192,083,412	2,281	19,132	473,866,022	15,296,530,674	2,850
2012	7,061	2,597,133	6,072,689,865	3,462	11,200	31,179,183	9,068,407,711	2,675	782	13,493,937	353,171,915	2,477	19,043	47,270,253	15,657,887,265	2,959
2013	6,851	2,507,454	6,078,898,408	3,606	11,134	15,623,340	9,243,505,161	2,772	925	10,904,903	462,055,206	2,580	18,910	29,035,697	15,956,898,869	3,065
2014	6,637	849,312	6,082,024,179	3,764	11,091	13,423,982	9,456,988,875	2,883	1,078	11,847,734	588,680,332	2,621	18,806	26,121,028	16,311,964,076	3,179
2015	6,398	4,095,151	5,949,841,333	3,927	10,990	3,380,564	9,472,431,318	2,996	1,208	8,007,906	709,129,548	2,873	18,596	15,483,621	16,322,553,615	3,308
2016	6,180	1,293,086	5,894,248,639	3,986	10,893	2,249,189	9,569,293,254	2,994	1,346	11,373,843	825,534,731	2,882	18,419	14,916,117	16,485,271,686	3,319
2017	6,007	2,074,139	6,067,382,215	4,175	10,772	3,844,588	9,983,853,307	3,160	1,426	5,555,949	928,182,418	3,016	18,205	11,474,676	17,194,570,016	3,484
2018	5,831	6,258,078	6,140,889,030	4,481	10,654	1,193,734	10,230,434,862	3,369	1,498	10,203,096	1,027,232,988	3,237	17,983	17,654,909	17,622,761,825	3,718
2019	5,657	557,031	6,047,456,767	4,695	10,556	3,434,657	10,265,511,925	3,520	1,574	10,239,142	1,112,252,656	3,452	17,787	14,230,829	17,670,862,605	3,888
2020	5,469	2,866,327	5,951,630,743	4,821	10,431	1,092,949	10,342,973,826	3,606	1,664	10,558,318	1,211,777,669	3,629	17,564	14,517,594	17,779,799,667	3,986

INVALIDEZ Y VIDA

AÑO DE REPORTE	*INVALIDEZ*				*MUERTE*				*SOBREVIVENCIA*				*TOTAL*			
	NO. DE PENSIONES	PRIMA EMITIDA	RESERVA AL CIERRE	PENSION PROMEDIO AL CIERRE	NO. DE PENSIONES	PRIMA EMITIDA	RESERVA AL CIERRE	PENSION PROMEDIO AL CIERRE	NO. DE PENSIONES	PRIMA EMITIDA	RESERVA AL CIERRE	PENSION PROMEDIO AL CIERRE	NO. DE PENSIONES	PRIMA EMITIDA	RESERVA AL CIERRE	PENSION PROMEDIO AL CIERRE
2010	4,480	3,437,609,462	3,367,806,072	2,925	10,123	7,338,516,236	7,178,098,344	2,232	54	53,918,646	43,488,908	2,681	14,657	10,830,044,345	10,589,393,323	2,446
2011	4,268	88,192,904	3,323,339,134	3,063	10,338	242,157,065	7,566,769,414	2,351	241	5,177,854	191,264,360	2,646	14,847	335,527,823	11,081,372,908	2,560
2012	4,036	2,522,972	3,229,876,827	3,175	10,278	25,302,403	7,752,351,999	2,451	450	13,453,473	352,330,440	2,691	14,764	41,278,848	11,334,559,266	2,656
2013	3,846	2,194,410	3,188,260,876	3,317	10,212	9,450,515	7,897,144,957	2,541	588	10,904,903	460,198,671	2,724	14,646	22,549,828	11,545,604,504	2,752
2014	3,657	849,312	3,135,432,625	3,465	10,173	9,699,968	8,086,241,868	2,641	736	11,847,734	584,736,836	2,684	14,566	22,397,014	11,806,411,328	2,850
2015	3,446	4,095,151	3,003,043,455	3,622	10,078	2,354,569	8,098,767,713	2,746	866	8,007,906	705,140,025	2,923	14,390	14,457,626	11,806,951,194	2,966
2016	3,254	1,293,086	2,914,941,517	3,664	9,984	1,081,602	8,177,409,337	2,747	1,007	11,373,843	821,457,052	2,902	14,245	13,748,530	11,913,807,905	2,967
2017	3,108	2,074,139	2,959,561,931	3,860	9,866	3,844,588	8,529,052,960	2,896	1,082	5,555,949	923,883,605	3,021	14,056	11,474,676	12,412,498,496	3,119
2018	2,967	3,780,393	2,961,959,336	4,156	9,753	1,193,734	8,739,738,468	3,092	1,156	10,203,096	1,022,778,203	3,220	13,876	15,177,223	12,724,476,006	3,330
2019	2,835	557,031	2,885,783,428	4,369	9,661	3,434,657	8,777,233,236	3,234	1,224	10,239,142	1,107,365,917	3,394	13,720	14,230,829	12,770,382,581	3,483
2020	2,697	2,521,148	2,802,043,571	4,480	9,541	1,092,949	8,839,779,259	3,320	1,295	10,558,318	1,205,455,148	3,514	13,533	14,172,415	12,847,277,978	3,569

RIESGOS DE TRABAJO

AÑO DE REPORTE	*INCAPACIDAD*				*MUERTE*				*SOBREVIVENCIA*				*TOTAL*			
	NO. DE PENSIONES	PRIMA EMITIDA	RESERVA AL CIERRE	PENSION PROMEDIO AL CIERRE	NO. DE PENSIONES	PRIMA EMITIDA	RESERVA AL CIERRE	PENSION PROMEDIO AL CIERRE	NO. DE PENSIONES	PRIMA EMITIDA	RESERVA AL CIERRE	PENSION PROMEDIO AL CIERRE	NO. DE PENSIONES	PRIMA EMITIDA	RESERVA AL CIERRE	PENSION PROMEDIO AL CIERRE
2010	1,561	729,017,708	712,704,487	2,155	876	1,202,695,907	1,160,507,240	4,596	1	958,021	798,736	2,498	2,438	1,932,671,636	1,874,010,463	3,032
2011	1,589	39,352,548	769,010,503	2,303	914	83,570,262	1,274,511,298	4,944	1	0	819,052	2,895	2,504	122,922,811	2,044,340,853	3,267
2012	1,586	74,161	796,489,194	2,368	922	5,876,781	1,316,055,712	5,175	1	0	841,475	3,006	2,509	5,950,941	2,113,386,381	3,400
2013	1,578	313,044	815,591,451	2,443	922	6,172,825	1,346,360,204	5,330	2	0	1,856,535	3,341	2,502	6,485,869	2,163,808,190	3,508
2014	1,569	0	839,003,441	2,539	918	3,724,013	1,370,747,008	5,562	4	0	3,943,496	3,181	2,491	3,724,013	2,213,693,944	3,654
2015	1,560	0	848,792,738	2,647	912	1,025,995	1,373,663,604	5,758	4	0	3,989,523	3,311	2,476	1,025,995	2,226,445,865	3,794
2016	1,554	0	870,111,483	2,693	909	1,167,587	1,391,883,917	5,717	4	0	4,077,680	3,382	2,467	1,167,587	2,266,073,080	3,808
2017	1,547	0	920,973,699	2,800	906	0	1,454,800,348	6,039	4	0	4,298,813	3,495	2,457	0	2,380,072,860	3,996
2018	1,535	2,477,686	956,941,162	3,001	901	0	1,490,696,395	6,368	4	0	4,454,785	3,732	2,440	2,477,686	2,452,092,342	4,246
2019	1,526	0	971,281,636	3,144	895	0	1,488,278,689	6,603	5	0	4,886,739	3,431	2,426	0	2,464,447,064	4,421
2020	1,513	345,179	989,054,241	3,238	890	0	1,503,194,566	6,678	6	0	6,322,522	3,752	2,409	345,179	2,498,571,328	4,510

JUBILACION

AÑO DE REPORTE	*JUBILACION*								*SOBREVIVENCIA*				*TOTAL*			
	NO. DE PENSIONES	PRIMA EMITIDA	RESERVA AL CIERRE	PENSION PROMEDIO AL CIERRE	NO. DE PENSIONES	PRIMA EMITIDA	RESERVA AL CIERRE	PENSION PROMEDIO AL CIERRE	NO. DE PENSIONES	PRIMA EMITIDA	RESERVA AL CIERRE	PENSION PROMEDIO AL CIERRE	NO. DE PENSIONES	PRIMA EMITIDA	RESERVA AL CIERRE	PENSION PROMEDIO AL CIERRE
2010	1,467	2,016,625,260	1,988,333,544	5,054					322	140,018,810	139,940,995	1,822	1,789	2,156,644,070	2,128,274,540	4,473
2011	1,455	13,218,144	2,017,026,698	5,284					326	2,197,245	153,790,215	2,010	1,781	15,415,389	2,170,816,913	4,685
2012	1,439	0	2,046,323,845	5,475					331	40,464	163,617,773	2,186	1,770	40,464	2,209,941,618	4,860
2013	1,427	0	2,075,046,081	5,672					335	0	172,440,094	2,323	1,762	0	2,247,486,175	5,035
2014	1,411	0	2,107,588,113	5,900					338	0	184,270,690	2,477	1,749	0	2,291,858,803	5,238
2015	1,392	0	2,098,005,140	6,117					338	0	191,151,416	2,739	1,730	0	2,289,156,556	5,457
2016	1,372	0	2,109,195,640	6,215					335	0	196,195,062	2,813	1,707	0	2,305,390,702	5,547
2017	1,352	0	2,186,846,584	6,470					340	0	215,152,076	2,995	1,692	0	2,401,998,660	5,772
2018	1,329	0	2,221,988,533	6,915					338	0	224,204,945	3,287	1,667	0	2,446,193,477	6,180
2019	1,296	0	2,190,391,703	7,236					345	0	245,641,257	3,661	1,641	0	2,436,032,960	6,484
2020	1,259	0	2,160,532,932	7,451					363	0	273,417,428	4,041	1,622	0	2,433,950,360	6,688

SISTEMA ESTADISTICO
SEGUROS DE PENSIONES DERIVADOS DE LA SEGURIDAD SOCIAL

NUMERO DE PENSIONES

POLIZAS QUE INICIARON VIGENCIA EN 2011
EN VIGOR AL CIERRE

TOTAL

AÑO DE REPORTE	*INCAPACIDAD, INVALIDEZ Y JUBILACION*				*MUERTE*				*SOBREVIVENCIA*				*TOTAL*			
	NO. DE PENSIONES	PRIMA EMITIDA	RESERVA AL CIERRE	PENSION PROMEDIO AL CIERRE	NO. DE PENSIONES	PRIMA EMITIDA	RESERVA AL CIERRE	PENSION PROMEDIO AL CIERRE	NO. DE PENSIONES	PRIMA EMITIDA	RESERVA AL CIERRE	PENSION PROMEDIO AL CIERRE	NO. DE PENSIONES	PRIMA EMITIDA	RESERVA AL CIERRE	PENSION PROMEDIO AL CIERRE
2011	7,937	6,173,606,847	6,060,842,390	3,258	11,210	8,641,945,464	8,469,483,853	2,579	178	106,414,159	31,552,527	2,116	19,325	14,921,966,470	14,626,641,627	2,853
2012	7,933	191,792,562	6,229,064,052	3,356	11,451	284,984,064	8,980,105,259	2,688	353	4,662,422	157,751,055	2,465	19,737	481,439,048	15,442,480,924	2,953
2013	7,722	1,770,405	6,232,360,830	3,481	11,410	16,072,865	9,178,490,862	2,789	503	9,888,406	267,220,175	2,642	19,635	27,731,676	15,763,117,531	3,057
2014	7,533	8,605,699	6,284,053,264	3,631	11,363	10,467,741	9,421,936,057	2,913	640	16,491,465	367,830,393	2,765	19,536	35,564,906	16,180,898,759	3,185
2015	7,279	4,688,380	6,157,300,510	3,789	11,291	5,681,630	9,467,665,295	3,023	788	16,819,916	474,724,123	2,966	19,358	27,189,926	16,224,282,732	3,309
2016	7,021	4,661,140	6,076,568,272	3,831	11,209	2,655,303	9,593,499,038	3,032	955	10,729,306	592,261,541	2,968	19,185	18,045,749	16,406,057,121	3,321
2017	6,830	10,454,992	6,260,685,939	4,022	11,113	3,143,630	10,037,928,411	3,190	1,038	5,413,809	695,641,756	3,159	18,981	19,012,432	17,155,811,615	3,488
2018	6,660	1,383,627	6,353,057,643	4,309	10,992	1,200,340	10,309,996,571	3,406	1,111	8,681,282	772,221,074	3,381	18,763	11,265,249	17,613,052,144	3,725
2019	6,490	1,948,560	6,294,017,840	4,527	10,876	2,223,539	10,380,851,036	3,569	1,197	14,289,192	849,203,817	3,576	18,563	18,461,291	17,722,817,343	3,904
2020	6,283	78,120	6,247,368,886	4,669	10,758	8,540,902	10,480,715,490	3,670	1,287	12,054,559	934,501,249	3,684	18,328	20,673,581	17,871,458,984	4,013

INVALIDEZ Y VIDA

AÑO DE REPORTE	*INVALIDEZ*				*MUERTE*				*SOBREVIVENCIA*				*TOTAL*			
	NO. DE PENSIONES	PRIMA EMITIDA	RESERVA AL CIERRE	PENSION PROMEDIO AL CIERRE	NO. DE PENSIONES	PRIMA EMITIDA	RESERVA AL CIERRE	PENSION PROMEDIO AL CIERRE	NO. DE PENSIONES	PRIMA EMITIDA	RESERVA AL CIERRE	PENSION PROMEDIO AL CIERRE	NO. DE PENSIONES	PRIMA EMITIDA	RESERVA AL CIERRE	PENSION PROMEDIO AL CIERRE
2011	4,257	3,240,603,102	3,175,508,911	3,133	10,251	7,246,238,800	7,115,853,133	2,345	40	33,813,911	27,916,840	2,440	14,548	10,520,655,813	10,319,278,884	2,576
2012	4,143	94,965,955	3,181,586,277	3,215	10,440	191,055,919	7,474,858,428	2,423	203	4,036,460	152,779,820	2,641	14,786	290,058,335	10,809,224,525	2,648
2013	3,950	1,101,062	3,122,417,673	3,336	10,396	13,635,614	7,639,720,017	2,516	347	9,833,230	262,169,453	2,723	14,693	24,569,906	11,024,307,143	2,741
2014	3,791	2,681,917	3,099,852,920	3,476	10,346	9,923,031	7,837,152,891	2,625	471	16,120,823	361,637,322	2,727	14,608	28,725,771	11,298,643,134	2,849
2015	3,579	2,299,692	2,983,696,328	3,644	10,277	5,666,161	7,878,458,061	2,725	606	16,819,916	468,372,600	2,868	14,462	24,785,769	11,330,526,988	2,958
2016	3,360	2,318,828	2,873,719,938	3,671	10,198	1,633,869	7,978,973,688	2,730	765	10,729,306	585,003,527	2,800	14,323	14,682,002	11,437,697,154	2,954
2017	3,199	3,432,456	2,902,067,568	3,870	10,104	3,084,238	8,349,388,653	2,875	841	5,413,809	687,148,028	2,981	14,144	11,930,503	11,938,604,250	3,106
2018	3,077	1,383,627	2,917,497,477	4,159	9,985	1,200,340	8,564,842,958	3,067	906	8,681,282	763,440,492	3,170	13,968	11,265,249	12,245,780,927	3,315
2019	2,949	53,545	2,858,845,130	4,381	9,871	2,223,539	8,617,407,788	3,216	983	14,289,192	839,352,851	3,312	13,803	16,566,276	12,315,605,769	3,472
2020	2,799	78,120	2,792,077,701	4,522	9,755	8,540,902	8,692,582,088	3,307	1,066	12,054,559	923,337,336	3,400	13,620	20,673,581	12,407,997,125	3,564

RIESGOS DE TRABAJO

AÑO DE REPORTE	*INCAPACIDAD*				*MUERTE*				*SOBREVIVENCIA*				*TOTAL*			
	NO. DE PENSIONES	PRIMA EMITIDA	RESERVA AL CIERRE	PENSION PROMEDIO AL CIERRE	NO. DE PENSIONES	PRIMA EMITIDA	RESERVA AL CIERRE	PENSION PROMEDIO AL CIERRE	NO. DE PENSIONES	PRIMA EMITIDA	RESERVA AL CIERRE	PENSION PROMEDIO AL CIERRE	NO. DE PENSIONES	PRIMA EMITIDA	RESERVA AL CIERRE	PENSION PROMEDIO AL CIERRE
2011	2,404	1,163,291,818	1,133,778,270	2,369	959	1,395,706,664	1,353,630,719	5,073	4	5,062,205	3,635,687	3,873	3,367	2,564,060,687	2,491,044,676	3,141
2012	2,490	50,177,478	1,217,690,116	2,442	1,011	93,928,146	1,505,246,832	5,421	6	97,206	4,971,235	3,518	3,507	144,202,829	2,727,908,183	3,303
2013	2,485	669,342	1,258,091,088	2,536	1,014	2,437,251	1,538,770,845	5,585	6	0	5,050,722	3,643	3,505	3,106,594	2,801,912,655	3,420
2014	2,471	5,923,782	1,307,177,579	2,664	1,017	544,711	1,584,783,166	5,852	7	346,976	6,193,071	3,875	3,495	6,815,468	2,898,153,816	3,594
2015	2,455	2,388,688	1,318,390,931	2,775	1,014	15,469	1,589,207,235	6,050	8	0	6,351,523	3,597	3,477	2,404,157	2,913,949,689	3,732
2016	2,441	2,342,313	1,352,555,624	2,825	1,011	1,021,434	1,614,525,350	6,078	9	0	7,258,014	3,634	3,461	3,363,747	2,974,338,988	3,778
2017	2,422	7,022,536	1,432,122,729	2,967	1,009	59,392	1,688,539,758	6,347	10	0	8,493,728	3,741	3,441	7,081,928	3,129,156,215	3,960
2018	2,393	0	1,478,307,598	3,181	1,007	0	1,745,153,613	6,758	11	0	8,780,582	3,772	3,411	0	3,232,241,793	4,239
2019	2,374	1,895,015	1,498,777,804	3,351	1,005	0	1,763,443,248	7,034	12	0	9,850,966	3,929	3,391	1,895,015	3,272,072,017	4,444
2020	2,344	0	1,532,189,155	3,477	1,003	0	1,788,133,402	7,197	13	0	11,163,913	4,263	3,360	0	3,331,486,469	4,590

JUBILACION

AÑO DE REPORTE	*JUBILACION*								*SOBREVIVENCIA*				*TOTAL*			
	NO. DE PENSIONES	PRIMA EMITIDA	RESERVA AL CIERRE	PENSION PROMEDIO AL CIERRE	NO. DE PENSIONES	PRIMA EMITIDA	RESERVA AL CIERRE	PENSION PROMEDIO AL CIERRE	NO. DE PENSIONES	PRIMA EMITIDA	RESERVA AL CIERRE	PENSION PROMEDIO AL CIERRE	NO. DE PENSIONES	PRIMA EMITIDA	RESERVA AL CIERRE	PENSION PROMEDIO AL CIERRE
2011	1,276	1,769,711,927	1,751,555,210	5,348					134	67,538,043	64,762,856	1,967	1,410	1,837,249,970	1,816,318,066	5,026
2012	1,300	46,649,129	1,829,787,659	5,559					144	528,755	75,560,557	2,173	1,444	47,177,884	1,905,348,216	5,221
2013	1,287	0	1,851,852,068	5,751					150	55,177	85,045,664	2,416	1,437	55,177	1,936,897,733	5,403
2014	1,271	0	1,877,022,765	5,974					162	23,667	107,079,044	2,829	1,433	23,667	1,984,101,809	5,619
2015	1,245	0	1,855,213,252	6,204					174	0	124,592,803	3,280	1,419	0	1,979,806,055	5,846
2016	1,220	0	1,850,292,709	6,283					181	0	143,728,270	3,643	1,401	0	1,994,020,979	5,942
2017	1,209	0	1,926,495,642	6,539					187	0	161,555,509	3,929	1,396	0	2,088,051,151	6,189
2018	1,190	0	1,957,252,569	6,966					194	0	177,776,855	4,341	1,384	0	2,135,029,424	6,598
2019	1,167	0	1,936,394,906	7,286					202	0	198,744,651	4,841	1,369	0	2,135,139,557	6,925
2020	1,140	0	1,923,102,031	7,482					208	0	208,873,359	5,103	1,348	0	2,131,975,390	7,115

SISTEMA ESTADISTICO
SEGUROS DE PENSIONES DERIVADOS DE LA SEGURIDAD SOCIAL

NUMERO DE PENSIONES

POLIZAS QUE INICIARON VIGENCIA EN 2012
EN VIGOR AL CIERRE

TOTAL

AÑO DE REPORTE	*INCAPACIDAD, INVALIDEZ Y JUBILACION*				*MUERTE*				*SOBREVIVENCIA*				*TOTAL*			
	NO. DE PENSIONES	PRIMA EMITIDA	RESERVA AL CIERRE	PENSION PROMEDIO AL CIERRE	NO. DE PENSIONES	PRIMA EMITIDA	RESERVA AL CIERRE	PENSION PROMEDIO AL CIERRE	NO. DE PENSIONES	PRIMA EMITIDA	RESERVA AL CIERRE	PENSION PROMEDIO AL CIERRE	NO. DE PENSIONES	PRIMA EMITIDA	RESERVA AL CIERRE	PENSION PROMEDIO AL CIERRE
2012	7,013	6,719,494,079	6,606,335,885	3,352	10,018	9,683,040,274	9,486,741,366	2,721	235	171,976,525	48,167,103	2,275	17,266	16,574,510,877	16,242,387,995	2,971
2013	6,932	142,899,351	6,723,992,333	3,449	10,312	388,383,504	10,080,768,849	2,808	366	11,419,773	165,168,987	2,558	17,610	542,702,628	17,087,350,092	3,056
2014	6,744	8,487,289	6,769,724,816	3,604	10,265	8,077,789	10,311,595,765	2,928	511	20,334,638	280,775,099	2,847	17,520	36,899,716	17,499,621,078	3,186
2015	6,569	3,006,818	6,687,834,957	3,763	10,196	2,713,954	10,336,346,411	3,042	620	13,032,337	369,515,164	2,785	17,385	18,753,109	17,535,897,470	3,305
2016	6,375	1,779,647	6,658,325,763	3,820	10,114	1,061,903	10,467,226,318	3,065	736	9,147,549	460,793,504	2,813	17,225	11,989,099	17,744,463,321	3,334
2017	6,201	5,233,336	6,859,426,981	3,998	10,042	3,848,055	10,929,892,995	3,210	826	5,371,128	553,015,176	2,967	17,069	14,452,518	18,522,896,389	3,485
2018	6,034	14,829,610	6,956,093,146	4,287	9,956	741,053	11,214,133,869	3,425	874	7,833,424	623,013,797	3,262	16,864	23,404,087	18,991,156,560	3,725
2019	5,862	16,720,104	6,888,190,010	4,516	9,870	985,040	11,272,754,912	3,588	960	8,309,059	702,896,375	3,453	16,692	26,014,203	19,076,522,024	3,906
2020	5,698	5,877,302	6,831,276,424	4,652	9,777	2,195,602	11,380,434,296	3,689	1,055	12,227,130	791,265,922	3,614	16,530	20,300,035	19,246,366,319	4,016

INVALIDEZ Y VIDA

AÑO DE REPORTE	*INVALIDEZ*				*MUERTE*				*SOBREVIVENCIA*				*TOTAL*			
	NO. DE PENSIONES	PRIMA EMITIDA	RESERVA AL CIERRE	PENSION PROMEDIO AL CIERRE	NO. DE PENSIONES	PRIMA EMITIDA	RESERVA AL CIERRE	PENSION PROMEDIO AL CIERRE	NO. DE PENSIONES	PRIMA EMITIDA	RESERVA AL CIERRE	PENSION PROMEDIO AL CIERRE	NO. DE PENSIONES	PRIMA EMITIDA	RESERVA AL CIERRE	PENSION PROMEDIO AL CIERRE
2012	3,377	2,924,088,401	2,866,611,371	3,145	9,090	7,865,320,572	7,712,813,676	2,429	55	65,694,063	48,167,103	2,957	12,522	10,855,103,036	10,627,592,150	2,625
2013	3,257	70,921,989	2,849,861,842	3,241	9,344	310,097,153	8,195,892,669	2,504	174	7,089,127	164,518,091	2,919	12,775	388,108,268	11,210,272,602	2,698
2014	3,100	4,416,491	2,816,098,427	3,396	9,296	7,853,958	8,379,647,202	2,610	306	20,334,638	278,474,859	3,085	12,702	32,605,087	11,474,220,487	2,813
2015	2,958	2,129,552	2,735,800,380	3,547	9,229	2,713,954	8,389,907,207	2,710	413	13,032,337	366,240,904	2,844	12,600	17,875,843	11,491,948,491	2,911
2016	2,799	628,002	2,667,329,892	3,589	9,151	1,061,903	8,489,450,851	2,727	522	8,859,808	454,872,991	2,758	12,472	10,549,713	11,611,653,734	2,921
2017	2,664	2,432,302	2,699,948,245	3,787	9,081	3,848,055	8,862,595,178	2,856	602	5,371,128	546,830,842	2,884	12,347	11,651,484	12,109,374,265	3,058
2018	2,540	706,475	2,703,454,961	4,079	8,999	741,053	9,088,527,003	3,048	644	7,833,424	609,354,732	3,102	12,183	9,280,952	12,401,336,696	3,266
2019	2,406	503,607	2,614,528,526	4,294	8,918	702,006	9,132,101,124	3,192	720	7,804,240	688,717,366	3,256	12,044	9,009,853	12,435,347,016	3,416
2020	2,289	165,954	2,542,003,410	4,425	8,829	1,069,071	9,210,463,175	3,280	798	12,227,130	775,683,002	3,359	11,916	13,462,155	12,528,149,586	3,505

RIESGOS DE TRABAJO

AÑO DE REPORTE	*INCAPACIDAD*				*MUERTE*				*SOBREVIVENCIA*				*TOTAL*			
	NO. DE PENSIONES	PRIMA EMITIDA	RESERVA AL CIERRE	PENSION PROMEDIO AL CIERRE	NO. DE PENSIONES	PRIMA EMITIDA	RESERVA AL CIERRE	PENSION PROMEDIO AL CIERRE	NO. DE PENSIONES	PRIMA EMITIDA	RESERVA AL CIERRE	PENSION PROMEDIO AL CIERRE	NO. DE PENSIONES	PRIMA EMITIDA	RESERVA AL CIERRE	PENSION PROMEDIO AL CIERRE
2012	2,389	1,821,408,716	1,783,712,012	2,628	928	1,817,719,702	1,773,927,690	5,574					3,317	3,639,128,417	3,557,639,702	3,452
2013	2,429	57,955,188	1,880,065,346	2,691	968	78,286,352	1,884,876,180	5,745	1	0	650,896	2,252	3,398	136,241,540	3,765,592,422	3,561
2014	2,414	4,070,798	1,936,393,719	2,817	969	223,831	1,931,948,564	5,974	3	0	2,300,240	2,251	3,386	4,294,629	3,870,642,522	3,720
2015	2,398	877,266	1,949,955,630	2,946	967	0	1,946,439,204	6,211	4	0	3,274,260	2,434	3,369	877,266	3,899,669,094	3,882
2016	2,377	1,151,645	1,981,830,639	2,995	963	0	1,977,775,467	6,280	5	287,741	5,920,512	3,742	3,345	1,439,385	3,965,526,619	3,942
2017	2,357	2,801,034	2,080,459,071	3,121	961	0	2,067,297,817	6,553	8	0	6,184,334	2,804	3,326	2,801,034	4,153,941,222	4,112
2018	2,337	14,123,134	2,149,905,914	3,353	957	0	2,125,606,866	6,974	9	0	13,659,065	6,418	3,303	14,123,134	4,289,171,846	4,411
2019	2,321	16,216,498	2,185,998,386	3,555	952	283,034	2,140,653,788	7,292	10	0	14,179,010	6,205	3,283	16,499,531	4,340,831,184	4,647
2020	2,302	5,711,348	2,224,954,584	3,678	948	1,126,531	2,169,971,122	7,494	12	0	15,582,920	6,081	3,262	6,837,879	4,410,508,626	4,796

JUBILACION

AÑO DE REPORTE	*JUBILACION*								*SOBREVIVENCIA*				*TOTAL*			
	NO. DE PENSIONES	PRIMA EMITIDA	RESERVA AL CIERRE	PENSION PROMEDIO AL CIERRE	NO. DE PENSIONES	PRIMA EMITIDA	RESERVA AL CIERRE	PENSION PROMEDIO AL CIERRE	NO. DE PENSIONES	PRIMA EMITIDA	RESERVA AL CIERRE	PENSION PROMEDIO AL CIERRE	NO. DE PENSIONES	PRIMA EMITIDA	RESERVA AL CIERRE	PENSION PROMEDIO AL CIERRE
2012	1,247	1,973,996,962	1,956,012,502	5,301					180	106,282,462	101,143,641	2,067	1,427	2,080,279,424	2,057,156,143	4,893
2013	1,246	14,022,174	1,994,065,145	5,471					191	4,330,647	117,419,922	2,232	1,437	18,352,821	2,111,485,068	5,041
2014	1,230	0	2,017,232,670	5,677					202	0	137,525,398	2,494	1,432	0	2,154,758,068	5,228
2015	1,213	0	2,002,078,947	5,906					203	0	142,200,939	2,672	1,416	0	2,144,279,885	5,442
2016	1,199	0	2,009,165,231	5,997					209	0	158,117,737	2,926	1,408	0	2,167,282,968	5,541
2017	1,180	0	2,079,019,665	6,226					216	0	180,561,237	3,206	1,396	0	2,259,580,903	5,759
2018	1,157	0	2,102,732,270	6,631					221	0	197,915,748	3,599	1,378	0	2,300,648,018	6,144
2019	1,135	0	2,087,663,097	6,955					230	504,819	212,680,727	3,949	1,365	504,819	2,300,343,825	6,448
2020	1,107	0	2,064,318,431	7,148					245	0	243,389,677	4,326	1,352	0	2,307,708,108	6,637

SISTEMA ESTADISTICO
SEGUROS DE PENSIONES DERIVADOS DE LA SEGURIDAD SOCIAL

NUMERO DE PENSIONES

POLIZAS QUE INICIARON VIGENCIA EN 2013
EN VIGOR AL CIERRE

TOTAL

AÑO DE REPORTE	*INCAPACIDAD, INVALIDEZ Y JUBILACION*				*MUERTE*				*SOBREVIVENCIA*				*TOTAL*			
	NO. DE PENSIONES	PRIMA EMITIDA	RESERVA AL CIERRE	PENSION PROMEDIO AL CIERRE	NO. DE PENSIONES	PRIMA EMITIDA	RESERVA AL CIERRE	PENSION PROMEDIO AL CIERRE	NO. DE PENSIONES	PRIMA EMITIDA	RESERVA AL CIERRE	PENSION PROMEDIO AL CIERRE	NO. DE PENSIONES	PRIMA EMITIDA	RESERVA AL CIERRE	PENSION PROMEDIO AL CIERRE
2013	7,526	8,316,826,432	8,122,879,065	3,528	10,275	10,680,317,246	10,377,310,909	2,754	210	139,713,912	26,061,059	2,233	18,011	19,136,857,590	18,631,339,179	3,071
2014	7,669	310,697,939	8,455,454,749	3,638	10,671	400,370,932	11,016,426,433	2,851	348	12,896,504	147,152,622	2,521	18,688	723,965,374	19,743,043,493	3,168
2015	7,456	6,955,642	8,347,326,114	3,804	10,614	12,354,774	11,045,655,585	2,964	497	10,216,341	261,800,773	2,683	18,567	29,526,757	19,794,346,530	3,293
2016	7,239	7,458,517	8,321,121,872	3,865	10,565	5,148,456	11,194,058,290	2,996	619	8,190,769	348,017,173	2,723	18,423	20,797,741	20,030,203,053	3,329
2017	7,078	15,111,031	8,619,512,110	4,038	10,332	4,509,003	11,526,772,575	3,124	701	9,601,781	435,417,722	2,893	18,111	29,221,815	20,769,421,854	3,472
2018	6,920	17,874,734	8,751,070,392	4,326	10,421	5,133,106	12,004,849,349	3,333	758	3,638,206	515,170,021	3,199	18,099	26,646,046	21,481,227,562	3,707
2019	6,768	8,530,030	8,697,981,146	4,544	10,339	4,062,744	12,044,129,205	3,489	835	5,944,229	605,563,090	3,406	17,942	18,537,004	21,562,586,377	3,883
2020	6,600	7,336,990	8,656,925,078	4,682	10,236	2,043,922	12,139,412,644	3,588	906	3,425,865	690,371,286	3,574	17,742	12,806,777	21,724,288,409	3,994

INVALIDEZ Y VIDA

AÑO DE REPORTE	*INVALIDEZ*				*MUERTE*				*SOBREVIVENCIA*				*TOTAL*			
	NO. DE PENSIONES	PRIMA EMITIDA	RESERVA AL CIERRE	PENSION PROMEDIO AL CIERRE	NO. DE PENSIONES	PRIMA EMITIDA	RESERVA AL CIERRE	PENSION PROMEDIO AL CIERRE	NO. DE PENSIONES	PRIMA EMITIDA	RESERVA AL CIERRE	PENSION PROMEDIO AL CIERRE	NO. DE PENSIONES	PRIMA EMITIDA	RESERVA AL CIERRE	PENSION PROMEDIO AL CIERRE
2013	3,235	3,046,592,753	2,979,704,290	3,319	9,380	8,954,920,527	8,712,046,243	2,526	20	30,560,868	26,061,059	3,497	12,635	12,032,074,148	11,717,811,592	2,731
2014	3,262	188,672,591	3,085,647,240	3,430	9,723	329,705,329	9,225,012,547	2,613	140	7,816,940	145,714,305	2,922	13,125	526,194,860	12,456,374,092	2,820
2015	3,082	1,080,677	2,971,679,324	3,599	9,663	5,939,345	9,234,023,692	2,710	277	9,607,903	256,176,382	2,817	13,022	16,627,925	12,461,879,397	2,923
2016	2,902	475,831	2,891,555,203	3,651	9,616	5,148,456	9,349,530,339	2,735	387	8,190,769	342,285,700	2,686	12,905	13,815,056	12,583,371,242	2,940
2017	2,774	635,726	2,939,354,434	3,830	9,395	4,213,712	9,618,711,264	2,851	463	9,601,781	429,393,431	2,826	12,632	14,451,219	12,987,459,129	3,065
2018	2,662	1,225,954	2,941,726,954	4,108	9,477	2,417,509	10,016,251,756	3,043	511	3,638,206	508,950,318	3,098	12,650	7,281,669	13,466,929,028	3,269
2019	2,544	649,094	2,862,578,312	4,315	9,400	3,795,017	10,038,617,814	3,181	587	5,944,229	599,271,749	3,287	12,531	10,388,341	13,500,467,875	3,416
2020	2,441	856,006	2,813,509,719	4,445	9,302	2,043,922	10,108,990,333	3,270	651	3,425,865	683,974,237	3,411	12,394	6,325,793	13,606,474,289	3,509

RIESGOS DE TRABAJO

AÑO DE REPORTE	*INCAPACIDAD*				*MUERTE*				*SOBREVIVENCIA*				*TOTAL*			
	NO. DE PENSIONES	PRIMA EMITIDA	RESERVA AL CIERRE	PENSION PROMEDIO AL CIERRE	NO. DE PENSIONES	PRIMA EMITIDA	RESERVA AL CIERRE	PENSION PROMEDIO AL CIERRE	NO. DE PENSIONES	PRIMA EMITIDA	RESERVA AL CIERRE	PENSION PROMEDIO AL CIERRE	NO. DE PENSIONES	PRIMA EMITIDA	RESERVA AL CIERRE	PENSION PROMEDIO AL CIERRE
2013	2,606	2,366,829,186	2,309,919,022	2,572	895	1,725,396,719	1,665,264,666	5,140					3,501	4,092,225,905	3,975,183,688	3,228
2014	2,723	100,653,727	2,469,673,715	2,658	948	70,665,602	1,791,413,886	5,282	1	0	1,438,317	2,601	3,672	171,319,329	4,262,525,918	3,335
2015	2,704	5,874,965	2,484,820,740	2,771	951	6,415,430	1,811,631,893	5,538	5	608,438	5,624,391	3,077	3,660	12,898,832	4,302,077,023	3,490
2016	2,694	6,982,685	2,540,096,482	2,823	949	0	1,844,527,951	5,639	5	0	5,731,473	3,142	3,648	6,982,685	4,390,355,906	3,556
2017	2,678	14,475,305	2,683,991,035	2,962	937	295,291	1,908,061,311	5,856	5	0	6,024,291	3,248	3,620	14,770,596	4,598,076,637	3,711
2018	2,658	16,648,780	2,767,093,255	3,184	944	2,715,596	1,988,597,593	6,247	5	0	6,219,702	3,468	3,607	19,364,376	4,761,910,550	3,986
2019	2,647	7,880,936	2,808,434,424	3,356	939	267,727	2,005,511,391	6,567	5	0	6,291,342	3,636	3,591	8,148,663	4,820,237,156	4,196
2020	2,608	6,480,984	2,832,110,619	3,466	934	0	2,030,422,311	6,755	5	0	6,397,048	3,738	3,547	6,480,984	4,868,929,979	4,332

JUBILACION

AÑO DE REPORTE	*JUBILACION*								*SOBREVIVENCIA*				*TOTAL*			
	NO. DE PENSIONES	PRIMA EMITIDA	RESERVA AL CIERRE	PENSION PROMEDIO AL CIERRE	NO. DE PENSIONES	PRIMA EMITIDA	RESERVA AL CIERRE	PENSION PROMEDIO AL CIERRE	NO. DE PENSIONES	PRIMA EMITIDA	RESERVA AL CIERRE	PENSION PROMEDIO AL CIERRE	NO. DE PENSIONES	PRIMA EMITIDA	RESERVA AL CIERRE	PENSION PROMEDIO AL CIERRE
2013	1,685	2,903,404,492	2,833,255,753	5,408					190	109,153,044	105,088,146	2,100	1,875	3,012,557,536	2,938,343,898	5,073
2014	1,684	21,371,621	2,900,133,793	5,626					207	5,079,564	124,009,689	2,250	1,891	26,451,185	3,024,143,482	5,257
2015	1,670	0	2,890,826,051	5,853					215	0	139,564,058	2,500	1,885	0	3,030,390,109	5,471
2016	1,643	0	2,889,470,188	5,953					227	0	167,005,717	2,775	1,870	0	3,056,475,905	5,567
2017	1,626	0	2,996,166,641	6,166					233	0	187,719,447	3,020	1,859	0	3,183,886,088	5,771
2018	1,600	0	3,042,250,183	6,583					242	0	210,137,800	3,406	1,842	0	3,252,387,983	6,166
2019	1,577	0	3,026,968,410	6,906					243	0	214,912,935	3,688	1,820	0	3,241,881,346	6,476
2020	1,551	0	3,011,304,740	7,100					250	0	237,579,401	3,995	1,801	0	3,248,884,141	6,669

SISTEMA ESTADISTICO
SEGUROS DE PENSIONES DERIVADOS DE LA SEGURIDAD SOCIAL

NUMERO DE PENSIONES

POLIZAS QUE INICIARON VIGENCIA EN 2014
EN VIGOR AL CIERRE

TOTAL

AÑO DE REPORTE	*INCAPACIDAD, INVALIDEZ Y JUBILACION*				*MUERTE*				*SOBREVIVENCIA*				*TOTAL*			
	NO. DE PENSIONES	PRIMA EMITIDA	RESERVA AL CIERRE	PENSION PROMEDIO AL CIERRE	NO. DE PENSIONES	PRIMA EMITIDA	RESERVA AL CIERRE	PENSION PROMEDIO AL CIERRE	NO. DE PENSIONES	PRIMA EMITIDA	RESERVA AL CIERRE	PENSION PROMEDIO AL CIERRE	NO. DE PENSIONES	PRIMA EMITIDA	RESERVA AL CIERRE	PENSION PROMEDIO AL CIERRE
2014	10,206	9,985,677,788	9,803,019,894	3,735	10,028	9,097,936,856	8,804,684,242	2,931	293	195,233,221	48,039,976	2,386	20,527	19,278,847,864	18,781,307,829	3,323
2015	10,070	175,077,249	9,817,048,096	3,838	10,151	188,552,816	9,026,794,676	3,023	487	12,601,571	192,941,511	2,674	20,708	376,231,636	19,179,508,875	3,411
2016	9,760	6,112,528	9,693,749,750	3,910	10,091	20,495,516	9,187,049,768	3,082	685	8,257,257	343,186,132	2,765	20,536	34,865,301	19,383,873,664	3,465
2017	9,491	7,015,782	10,115,360,798	4,081	9,570	8,342,462	9,011,992,771	3,120	793	10,109,364	434,650,856	2,875	19,854	25,467,608	19,744,176,742	3,569
2018	9,222	20,663,244	10,279,903,687	4,383	9,931	5,574,280	9,885,813,458	3,418	934	13,108,824	577,100,528	3,167	20,087	39,346,348	20,942,777,830	3,849
2019	8,976	14,388,823	10,235,180,708	4,621	9,845	4,763,659	9,974,081,875	3,589	1,075	13,186,752	698,585,568	3,370	19,896	32,339,233	21,134,966,821	4,043
2020	8,706	3,340,366	10,200,649,144	4,772	9,751	2,211,522	10,066,947,605	3,688	1,231	10,776,586	821,751,359	3,481	19,688	16,328,474	21,347,488,608	4,154

INVALIDEZ Y VIDA

AÑO DE REPORTE	*INVALIDEZ*				*MUERTE*				*SOBREVIVENCIA*				*TOTAL*			
	NO. DE PENSIONES	PRIMA EMITIDA	RESERVA AL CIERRE	PENSION PROMEDIO AL CIERRE	NO. DE PENSIONES	PRIMA EMITIDA	RESERVA AL CIERRE	PENSION PROMEDIO AL CIERRE	NO. DE PENSIONES	PRIMA EMITIDA	RESERVA AL CIERRE	PENSION PROMEDIO AL CIERRE	NO. DE PENSIONES	PRIMA EMITIDA	RESERVA AL CIERRE	PENSION PROMEDIO AL CIERRE
2014	4,871	4,017,706,880	3,930,147,044	3,411	9,183	7,656,403,371	7,422,840,318	2,686	51	61,742,388	46,202,383	3,150	14,105	11,735,852,639	11,399,189,746	2,938
2015	4,691	70,936,856	3,841,471,142	3,478	9,282	156,058,557	7,589,745,527	2,760	226	8,119,130	189,047,304	2,952	14,199	235,114,543	11,620,263,974	3,000
2016	4,419	723,826	3,658,858,242	3,529	9,220	11,896,110	7,714,129,858	2,807	417	8,257,257	339,228,150	2,858	14,056	20,877,193	11,712,216,250	3,035
2017	4,188	2,093,078	3,767,983,771	3,695	8,762	8,168,312	7,614,528,276	2,861	518	10,109,364	429,984,261	2,873	13,468	20,370,755	11,812,496,308	3,121
2018	3,969	801,949	3,733,386,512	3,960	9,065	5,574,280	8,301,370,258	3,117	655	13,108,824	572,343,285	3,120	13,689	19,485,054	12,607,100,055	3,361
2019	3,784	714,339	3,648,164,567	4,176	8,980	4,758,898	8,369,158,594	3,269	784	13,186,752	691,942,681	3,250	13,548	18,659,989	12,709,265,842	3,521
2020	3,587	2,629,591	3,564,420,862	4,313	8,890	2,211,522	8,439,610,665	3,356	923	10,776,586	815,065,270	3,300	13,400	15,617,700	12,819,096,797	3,608

RIESGOS DE TRABAJO

AÑO DE REPORTE	*INCAPACIDAD*				*MUERTE*				*SOBREVIVENCIA*				*TOTAL*			
	NO. DE PENSIONES	PRIMA EMITIDA	RESERVA AL CIERRE	PENSION PROMEDIO AL CIERRE	NO. DE PENSIONES	PRIMA EMITIDA	RESERVA AL CIERRE	PENSION PROMEDIO AL CIERRE	NO. DE PENSIONES	PRIMA EMITIDA	RESERVA AL CIERRE	PENSION PROMEDIO AL CIERRE	NO. DE PENSIONES	PRIMA EMITIDA	RESERVA AL CIERRE	PENSION PROMEDIO AL CIERRE
2014	3,111	2,572,663,821	2,516,090,582	2,786	845	1,441,533,484	1,381,843,924	5,598	1	2,951,720	1,837,593	7,417	3,957	4,017,149,025	3,899,772,099	3,388
2015	3,163	72,048,769	2,601,465,456	2,867	869	32,494,259	1,437,049,149	5,836	3		3,894,207	5,396	4,035	104,543,028	4,042,408,812	3,508
2016	3,146	5,388,702	2,652,603,154	2,921	871	8,599,406	1,472,919,910	5,992	3		3,957,982	5,511	4,020	13,988,108	4,129,481,046	3,588
2017	3,129	4,922,703	2,798,770,805	3,046	808	174,150	1,397,464,496	5,925	4		4,666,595	5,540	3,941	5,096,853	4,200,901,896	3,639
2018	3,106	19,861,295	2,916,837,485	3,291	866		1,584,443,200	6,577	4		4,757,243	5,916	3,976	19,861,295	4,506,037,928	4,009
2019	3,079	13,674,483	2,975,275,564	3,497	865	4,761	1,604,923,281	6,912	6		6,642,887	5,148	3,950	13,679,244	4,586,841,732	4,247
2020	3,049	710,774	3,034,034,687	3,620	861		1,627,336,941	7,112	6		6,686,088	5,294	3,916	710,774	4,668,057,716	4,391

JUBILACION

AÑO DE REPORTE	*JUBILACION*								*SOBREVIVENCIA*				*TOTAL*			
	NO. DE PENSIONES	PRIMA EMITIDA	RESERVA AL CIERRE	PENSION PROMEDIO AL CIERRE	NO. DE PENSIONES	PRIMA EMITIDA	RESERVA AL CIERRE	PENSION PROMEDIO AL CIERRE	NO. DE PENSIONES	PRIMA EMITIDA	RESERVA AL CIERRE	PENSION PROMEDIO AL CIERRE	NO. DE PENSIONES	PRIMA EMITIDA	RESERVA AL CIERRE	PENSION PROMEDIO AL CIERRE
2014	2,224	3,395,307,087	3,356,782,268	5,770					241	130,539,113	125,563,717	2,203	2,465	3,525,846,200	3,482,345,985	5,422
2015	2,216	32,091,624	3,374,111,497	5,989					258	4,482,440	142,724,592	2,398	2,474	36,574,064	3,516,836,089	5,614
2016	2,195		3,382,288,354	6,094					265		159,888,014	2,587	2,460		3,542,176,368	5,716
2017	2,174		3,548,606,223	6,313					271		182,172,316	2,838	2,445		3,730,778,539	5,928
2018	2,147		3,629,679,690	6,743					275		199,960,157	3,239	2,422		3,829,639,847	6,345
2019	2,113		3,611,740,577	7,054					285		227,118,670	3,666	2,398		3,838,859,248	6,651
2020	2,070		3,602,193,595	7,264					302		258,140,500	3,998	2,372		3,860,334,095	6,848

SISTEMA ESTADISTICO
SEGUROS DE PENSIONES DERIVADOS DE LA SEGURIDAD SOCIAL

NUMERO DE PENSIONES

POLIZAS QUE INICIARON VIGENCIA EN 2015
EN VIGOR AL CIERRE

TOTAL

AÑO DE REPORTE	*INCAPACIDAD, INVALIDEZ Y JUBILACION*				*MUERTE*				*SOBREVIVENCIA*				*TOTAL*			
	NO. DE PENSIONES	PRIMA EMITIDA	RESERVA AL CIERRE	PENSION PROMEDIO AL CIERRE	NO. DE PENSIONES	PRIMA EMITIDA	RESERVA AL CIERRE	PENSION PROMEDIO AL CIERRE	NO. DE PENSIONES	PRIMA EMITIDA	RESERVA AL CIERRE	PENSION PROMEDIO AL CIERRE	NO. DE PENSIONES	PRIMA EMITIDA	RESERVA AL CIERRE	PENSION PROMEDIO AL CIERRE
2015	10,171	10,270,961,035	10,012,829,639	3,923	8,848	8,330,725,773	7,996,558,658	3,098	320	220,525,143	53,624,884	2,499	19,339	18,822,211,951	18,209,543,365	3,522
2016	10,003	120,583,938	10,044,299,137	3,984	8,962	164,866,488	8,302,591,063	3,152	499	8,729,686	188,728,155	2,713	19,464	294,180,113	18,697,243,267	3,568
2017	9,672	11,947,470	10,414,021,234	4,158	8,247	9,827,289	7,985,562,359	3,217	660	15,191,542	317,407,620	2,889	18,579	36,966,301	18,910,968,893	3,695
2018	9,375	1,978,788	10,559,412,402	4,466	8,848	3,563,952	8,962,960,373	3,497	810	19,650,664	455,861,682	3,169	19,033	25,193,405	20,196,645,169	3,961
2019	9,149	5,632,539	10,512,394,644	4,696	8,784	4,316,026	9,040,734,181	3,669	963	20,960,807	578,402,931	3,328	18,896	30,909,372	20,369,507,686	4,149
2020	8,874	4,344,734	10,470,078,818	4,848	8,687	5,746,905	9,145,988,709	3,777	1,117	16,362,592	698,322,127	3,457	18,678	26,454,232	20,584,772,102	4,267

INVALIDEZ Y VIDA

AÑO DE REPORTE	*INVALIDEZ*				*MUERTE*				*SOBREVIVENCIA*				*TOTAL*			
	NO. DE PENSIONES	PRIMA EMITIDA	RESERVA AL CIERRE	PENSION PROMEDIO AL CIERRE	NO. DE PENSIONES	PRIMA EMITIDA	RESERVA AL CIERRE	PENSION PROMEDIO AL CIERRE	NO. DE PENSIONES	PRIMA EMITIDA	RESERVA AL CIERRE	PENSION PROMEDIO AL CIERRE	NO. DE PENSIONES	PRIMA EMITIDA	RESERVA AL CIERRE	PENSION PROMEDIO AL CIERRE
2015	4,760	3,973,425,167	3,860,585,967	3,527	8,094	6,997,212,556	6,727,367,589	2,838	48	67,499,509	53,624,884	3,870	12,902	11,038,137,232	10,641,578,440	3,096
2016	4,558	48,228,477	3,758,715,987	3,573	8,186	131,669,928	6,972,193,744	2,880	218	8,729,686	188,645,652	3,083	12,962	188,628,091	10,919,555,384	3,127
2017	4,269	6,039,138	3,789,491,578	3,735	7,507	7,494,049	6,680,225,862	2,928	369	15,157,859	316,372,993	3,016	12,145	28,691,046	10,786,090,432	3,214
2018	4,024	1,541,406	3,749,030,962	4,020	8,069	3,563,952	7,510,415,625	3,190	508	19,650,664	454,796,572	3,210	12,601	24,756,023	11,714,243,160	3,456
2019	3,845	1,767,496	3,663,556,203	4,232	8,006	4,316,026	7,571,337,638	3,345	644	20,960,807	570,983,465	3,269	12,495	27,044,329	11,805,877,307	3,614
2020	3,630	242,620	3,569,652,960	4,379	7,911	5,731,184	7,654,294,283	3,442	780	16,362,592	689,854,758	3,322	12,321	22,336,396	11,913,802,001	3,710

RIESGOS DE TRABAJO

AÑO DE REPORTE	*INCAPACIDAD*				*MUERTE*				*SOBREVIVENCIA*				*TOTAL*			
	NO. DE PENSIONES	PRIMA EMITIDA	RESERVA AL CIERRE	PENSION PROMEDIO AL CIERRE	NO. DE PENSIONES	PRIMA EMITIDA	RESERVA AL CIERRE	PENSION PROMEDIO AL CIERRE	NO. DE PENSIONES	PRIMA EMITIDA	RESERVA AL CIERRE	PENSION PROMEDIO AL CIERRE	NO. DE PENSIONES	PRIMA EMITIDA	RESERVA AL CIERRE	PENSION PROMEDIO AL CIERRE
2015	3,032	2,629,483,765	2,554,247,239	2,989	754	1,333,513,217	1,269,191,069	5,893					3,786	3,962,996,981	3,823,438,308	3,567
2016	3,071	52,025,100	2,655,507,213	3,028	776	33,196,560	1,330,397,319	6,025	1		82,503	1,106	3,848	85,221,661	3,985,987,035	3,632
2017	3,061	5,908,332	2,818,380,189	3,166	740	2,333,240	1,305,336,497	6,152	2		1,034,628	2,001	3,803	8,241,572	4,124,751,314	3,747
2018	3,031	437,382	2,910,287,893	3,389	779		1,452,544,748	6,678	2		1,065,110	2,136	3,812	437,382	4,363,897,751	4,061
2019	3,010	3,865,043	2,942,183,815	3,550	778		1,469,396,543	7,008	7		7,419,466	4,241	3,795	3,865,043	4,418,999,824	4,260
2020	2,994	4,102,114	3,000,915,592	3,665	776	15,721	1,491,694,427	7,191	8		8,467,369	4,284	3,778	4,117,836	4,501,077,388	4,391

JUBILACION

AÑO DE REPORTE	*JUBILACION*								*SOBREVIVENCIA*				*TOTAL*			
	NO. DE PENSIONES	PRIMA EMITIDA	RESERVA AL CIERRE	PENSION PROMEDIO AL CIERRE	NO. DE PENSIONES	PRIMA EMITIDA	RESERVA AL CIERRE	PENSION PROMEDIO AL CIERRE	NO. DE PENSIONES	PRIMA EMITIDA	RESERVA AL CIERRE	PENSION PROMEDIO AL CIERRE	NO. DE PENSIONES	PRIMA EMITIDA	RESERVA AL CIERRE	PENSION PROMEDIO AL CIERRE
2015	2,379	3,668,052,104	3,597,996,433	5,907					272	153,025,634	146,530,185	2,258	2,651	3,821,077,737	3,744,526,617	5,532
2016	2,374	20,330,361	3,630,075,937	6,009					280		161,624,912	2,431	2,654	20,330,361	3,791,700,849	5,631
2017	2,342		3,806,149,468	6,226					289	33,683	193,977,679	2,732	2,631	33,683	4,000,127,147	5,842
2018	2,320		3,900,093,547	6,648					300		218,410,711	3,106	2,620		4,118,504,258	6,243
2019	2,294		3,906,654,626	6,975					312		237,975,929	3,429	2,606		4,144,630,555	6,551
2020	2,250		3,899,510,265	7,178					329		270,382,448	3,758	2,579		4,169,892,713	6,742

SISTEMA ESTADISTICO
SEGUROS DE PENSIONES DERIVADOS DE LA SEGURIDAD SOCIAL

NUMERO DE PENSIONES

POLIZAS QUE INICIARON VIGENCIA EN 2016
EN VIGOR AL CIERRE

TOTAL

AÑO DE REPORTE	*INCAPACIDAD, INVALIDEZ Y JUBILACION*				*MUERTE*				*SOBREVIVENCIA*				*TOTAL*			
	NO. DE PENSIONES	PRIMA EMITIDA	RESERVA AL CIERRE	PENSION PROMEDIO AL CIERRE	NO. DE PENSIONES	PRIMA EMITIDA	RESERVA AL CIERRE	PENSION PROMEDIO AL CIERRE	NO. DE PENSIONES	PRIMA EMITIDA	RESERVA AL CIERRE	PENSION PROMEDIO AL CIERRE	NO. DE PENSIONES	PRIMA EMITIDA	RESERVA AL CIERRE	PENSION PROMEDIO AL CIERRE
2016	8,648	9,206,814,902	8,954,346,948	4,199	9,820	9,099,279,104	8,800,842,168	3,128	321	192,235,267	29,674,163	2,410	18,789	18,498,329,272	17,936,025,952	3,608
2017	8,611	161,955,719	9,515,531,879	4,313	9,401	219,318,104	8,827,074,210	3,155	425	5,607,546	101,358,272	2,604	18,437	386,881,369	18,619,798,852	3,683
2018	8,390	7,547,187	9,690,477,222	4,629	9,938	10,206,312	9,811,153,158	3,444	551	6,481,480	198,465,535	2,926	18,879	24,234,978	19,901,640,995	3,956
2019	8,195	10,236,776	9,687,112,967	4,876	9,877	6,079,429	9,922,564,906	3,614	646	7,458,253	273,122,274	3,177	18,718	23,774,458	20,108,674,082	4,152
2020	7,986	4,348,167	9,666,789,545	5,027	9,795	1,933,695	10,047,525,151	3,715	754	10,686,673	361,519,503	3,364	18,535	16,968,535	20,320,671,129	4,266

INVALIDEZ Y VIDA

AÑO DE REPORTE	*INVALIDEZ*				*MUERTE*				*SOBREVIVENCIA*				*TOTAL*			
	NO. DE PENSIONES	PRIMA EMITIDA	RESERVA AL CIERRE	PENSION PROMEDIO AL CIERRE	NO. DE PENSIONES	PRIMA EMITIDA	RESERVA AL CIERRE	PENSION PROMEDIO AL CIERRE	NO. DE PENSIONES	PRIMA EMITIDA	RESERVA AL CIERRE	PENSION PROMEDIO AL CIERRE	NO. DE PENSIONES	PRIMA EMITIDA	RESERVA AL CIERRE	PENSION PROMEDIO AL CIERRE
2016	2,992	2,472,438,192	2,379,045,355	3,621	9,071	7,962,469,297	7,712,016,143	2,933	31	35,770,482	29,674,163	3,433	12,094	10,470,677,972	10,120,735,661	3,105
2017	2,923	78,833,216	2,509,662,803	3,715	8,652	177,792,548	7,727,629,228	2,958	122	2,993,652	97,244,998	2,808	11,697	259,619,416	10,334,537,029	3,145
2018	2,743	4,253,288	2,468,127,650	3,990	9,156	5,205,436	8,566,421,881	3,220	235	6,481,480	191,067,509	2,971	12,134	15,940,204	11,225,617,041	3,389
2019	2,600	2,283,310	2,404,138,158	4,209	9,093	5,177,099	8,662,170,749	3,379	316	7,458,253	263,800,790	3,122	12,009	14,918,663	11,330,109,697	3,552
2020	2,453	1,447,137	2,332,157,910	4,351	9,014	1,933,695	8,780,278,840	3,475	413	10,686,673	351,834,001	3,237	11,880	14,067,505	11,464,270,751	3,647

RIESGOS DE TRABAJO

AÑO DE REPORTE	*INCAPACIDAD*				*MUERTE*				*SOBREVIVENCIA*				*TOTAL*			
	NO. DE PENSIONES	PRIMA EMITIDA	RESERVA AL CIERRE	PENSION PROMEDIO AL CIERRE	NO. DE PENSIONES	PRIMA EMITIDA	RESERVA AL CIERRE	PENSION PROMEDIO AL CIERRE	NO. DE PENSIONES	PRIMA EMITIDA	RESERVA AL CIERRE	PENSION PROMEDIO AL CIERRE	NO. DE PENSIONES	PRIMA EMITIDA	RESERVA AL CIERRE	PENSION PROMEDIO AL CIERRE
2016	3,041	2,681,353,852	2,613,340,666	3,120	749	1,136,809,806	1,088,826,025	5,481					3,790	3,818,163,659	3,702,166,691	3,586
2017	3,081	58,197,886	2,808,388,391	3,195	749	41,525,556	1,099,444,982	5,436	5	172,739	4,113,274	3,510	3,835	99,896,182	3,911,946,647	3,633
2018	3,063	3,293,898	2,916,033,851	3,427	782	5,000,876	1,244,731,277	6,069	8		7,398,026	3,672	3,853	8,294,774	4,168,163,154	3,964
2019	3,050	7,953,466	2,978,931,510	3,621	784	902,330	1,260,394,156	6,343	10		9,321,484	3,738	3,844	8,855,795	4,248,647,150	4,177
2020	3,028	2,901,030	3,024,699,556	3,725	781		1,267,246,311	6,483	12		9,685,502	3,407	3,821	2,901,030	4,301,631,368	4,288

JUBILACION

AÑO DE REPORTE	*JUBILACION*								*SOBREVIVENCIA*				*TOTAL*			
	NO. DE PENSIONES	PRIMA EMITIDA	RESERVA AL CIERRE	PENSION PROMEDIO AL CIERRE	NO. DE PENSIONES	PRIMA EMITIDA	RESERVA AL CIERRE	PENSION PROMEDIO AL CIERRE	NO. DE PENSIONES	PRIMA EMITIDA	RESERVA AL CIERRE	PENSION PROMEDIO AL CIERRE	NO. DE PENSIONES	PRIMA EMITIDA	RESERVA AL CIERRE	PENSION PROMEDIO AL CIERRE
2016	2,615	4,053,022,857	3,961,960,927	6,115					290	156,464,784	151,162,673	2,300	2,905	4,209,487,642	4,113,123,600	5,734
2017	2,607	24,924,616	4,197,480,684	6,306					298	2,441,155	175,834,492	2,505	2,905	27,365,772	4,373,315,176	5,916
2018	2,584		4,306,315,720	6,733					308		201,545,079	2,872	2,892		4,507,860,800	6,322
2019	2,545		4,304,043,300	7,062					320		225,873,935	3,213	2,865		4,529,917,234	6,632
2020	2,505		4,309,932,079	7,262					329		244,836,931	3,523	2,834		4,554,769,010	6,828

SISTEMA ESTADISTICO
SEGUROS DE PENSIONES DERIVADOS DE LA SEGURIDAD SOCIAL

NUMERO DE PENSIONES

POLIZAS QUE INICIARON VIGENCIA EN 2017
EN VIGOR AL CIERRE

TOTAL

AÑO DE REPORTE	*INCAPACIDAD, INVALIDEZ Y JUBILACION*				*MUERTE*				*SOBREVIVENCIA*				*TOTAL*			
	NO. DE PENSIONES	PRIMA EMITIDA	RESERVA AL CIERRE	PENSION PROMEDIO AL CIERRE	NO. DE PENSIONES	PRIMA EMITIDA	RESERVA AL CIERRE	PENSION PROMEDIO AL CIERRE	NO. DE PENSIONES	PRIMA EMITIDA	RESERVA AL CIERRE	PENSION PROMEDIO AL CIERRE	NO. DE PENSIONES	PRIMA EMITIDA	RESERVA AL CIERRE	PENSION PROMEDIO AL CIERRE
2017	9,602	10,214,970,973	10,141,646,800	4,197	9,489	8,946,871,964	8,742,416,138	3,132	302	181,700,553	18,648,640	2,471	19,393	19,343,543,490	19,057,433,766	3,649
2018	9,651	328,540,216	10,593,825,205	4,461	10,698	445,210,354	10,447,948,437	3,448	464	22,434,173	148,760,417	3,004	20,813	796,184,743	21,384,988,206	3,908
2019	9,400	13,850,723	10,562,762,041	4,694	10,639	10,666,957	10,589,201,720	3,622	615	11,454,154	267,744,479	3,381	20,654	35,971,834	21,642,166,875	4,103
2020	9,146	10,702,982	10,537,898,127	4,841	10,569	1,087,603	10,733,636,065	3,723	756	17,415,116	382,228,455	3,485	20,471	29,205,701	21,901,195,893	4,214

INVALIDEZ Y VIDA

AÑO DE REPORTE	*INVALIDEZ*				*MUERTE*				*SOBREVIVENCIA*				*TOTAL*			
	NO. DE PENSIONES	PRIMA EMITIDA	RESERVA AL CIERRE	PENSION PROMEDIO AL CIERRE	NO. DE PENSIONES	PRIMA EMITIDA	RESERVA AL CIERRE	PENSION PROMEDIO AL CIERRE	NO. DE PENSIONES	PRIMA EMITIDA	RESERVA AL CIERRE	PENSION PROMEDIO AL CIERRE	NO. DE PENSIONES	PRIMA EMITIDA	RESERVA AL CIERRE	PENSION PROMEDIO AL CIERRE
2017	3,625	3,225,993,494	3,182,058,923	3,855	8,734	7,776,598,464	7,611,950,559	2,915	19	23,852,817	18,648,640	3,318	12,378	11,026,444,775	10,812,658,122	3,191
2018	3,572	162,706,356	3,257,743,913	4,106	9,867	388,261,689	9,128,738,756	3,219	151	11,807,471	148,760,417	3,565	13,590	562,775,517	12,535,243,087	3,456
2019	3,374	1,085,762	3,155,658,803	4,315	9,804	5,281,214	9,243,647,061	3,379	284	11,454,154	266,562,919	3,550	13,462	17,821,130	12,665,868,783	3,617
2020	3,186	3,818,153	3,073,511,298	4,462	9,736	275,159	9,375,318,923	3,474	406	17,415,116	379,859,404	3,583	13,328	21,508,428	12,828,689,625	3,713

RIESGOS DE TRABAJO

AÑO DE REPORTE	*INCAPACIDAD*				*MUERTE*				*SOBREVIVENCIA*				*TOTAL*			
	NO. DE PENSIONES	PRIMA EMITIDA	RESERVA AL CIERRE	PENSION PROMEDIO AL CIERRE	NO. DE PENSIONES	PRIMA EMITIDA	RESERVA AL CIERRE	PENSION PROMEDIO AL CIERRE	NO. DE PENSIONES	PRIMA EMITIDA	RESERVA AL CIERRE	PENSION PROMEDIO AL CIERRE	NO. DE PENSIONES	PRIMA EMITIDA	RESERVA AL CIERRE	PENSION PROMEDIO AL CIERRE
2017	3,243	2,840,366,059	2,792,111,632	3,077	755	1,170,273,500	1,130,465,578	5,636					3,998	4,010,639,558	3,922,577,210	3,560
2018	3,363	150,913,120	3,049,286,233	3,315	831	56,948,665	1,319,209,680	6,165					4,194	207,861,785	4,368,495,913	3,879
2019	3,347	12,764,961	3,109,580,634	3,502	835	5,385,743	1,345,554,660	6,484	2		1,181,559	2,037	4,184	18,150,704	4,456,316,853	4,096
2020	3,326	6,884,829	3,162,811,645	3,611	833	812,444	1,358,317,141	6,639	5		2,369,051	2,353	4,164	7,697,273	4,523,497,837	4,215

JUBILACION

AÑO DE REPORTE	*JUBILACION*								*SOBREVIVENCIA*				*TOTAL*			
	NO. DE PENSIONES	PRIMA EMITIDA	RESERVA AL CIERRE	PENSION PROMEDIO AL CIERRE	NO. DE PENSIONES	PRIMA EMITIDA	RESERVA AL CIERRE	PENSION PROMEDIO AL CIERRE	NO. DE PENSIONES	PRIMA EMITIDA	RESERVA AL CIERRE	PENSION PROMEDIO AL CIERRE	NO. DE PENSIONES	PRIMA EMITIDA	RESERVA AL CIERRE	PENSION PROMEDIO AL CIERRE
2017	2,734	4,148,611,420	4,167,476,245	5,981					283	157,847,736	154,722,189	2,414	3,017	4,306,459,156	4,322,198,434	5,646
2018	2,716	14,920,739	4,286,795,059	6,349					313	10,626,702	194,454,147	2,734	3,029	25,547,441	4,481,249,206	5,976
2019	2,679		4,297,522,604	6,660					329		222,458,635	3,243	3,008		4,519,981,239	6,286
2020	2,634		4,301,575,184	6,852					345		247,433,247	3,387	2,979		4,549,008,431	6,451

SISTEMA ESTADISTICO
SEGUROS DE PENSIONES DERIVADOS DE LA SEGURIDAD SOCIAL

NUMERO DE PENSIONES

POLIZAS QUE INICIARON VIGENCIA EN 2018
EN VIGOR AL CIERRE

TOTAL

AÑO DE REPORTE	*INCAPACIDAD, INVALIDEZ Y JUBILACION*				*MUERTE*				*SOBREVIVENCIA*				*TOTAL*			
	NO. DE PENSIONES	PRIMA EMITIDA	RESERVA AL CIERRE	PENSION PROMEDIO AL CIERRE	NO. DE PENSIONES	PRIMA EMITIDA	RESERVA AL CIERRE	PENSION PROMEDIO AL CIERRE	NO. DE PENSIONES	PRIMA EMITIDA	RESERVA AL CIERRE	PENSION PROMEDIO AL CIERRE	NO. DE PENSIONES	PRIMA EMITIDA	RESERVA AL CIERRE	PENSION PROMEDIO AL CIERRE
2018	10,944	11,619,702,394	11,524,552,090	4,387	11,242	10,828,426,453	10,570,806,908	3,392	338	224,881,631	40,847,629	2,762	22,524	22,673,010,478	22,306,833,649	3,866
2019	10,821	214,663,182	11,631,359,327	4,600	11,579	309,996,842	11,054,647,684	3,545	536	28,609,513	188,931,361	3,173	22,936	553,269,537	23,081,954,198	4,034
2020	10,491	2,465,623	11,559,844,223	4,729	11,514	5,831,528	11,228,877,758	3,648	712	20,077,206	332,707,623	3,372	22,717	28,374,357	23,354,489,600	4,139

INVALIDEZ Y VIDA

AÑO DE REPORTE	*INVALIDEZ*				*MUERTE*				*SOBREVIVENCIA*				*TOTAL*			
	NO. DE PENSIONES	PRIMA EMITIDA	RESERVA AL CIERRE	PENSION PROMEDIO AL CIERRE	NO. DE PENSIONES	PRIMA EMITIDA	RESERVA AL CIERRE	PENSION PROMEDIO AL CIERRE	NO. DE PENSIONES	PRIMA EMITIDA	RESERVA AL CIERRE	PENSION PROMEDIO AL CIERRE	NO. DE PENSIONES	PRIMA EMITIDA	RESERVA AL CIERRE	PENSION PROMEDIO AL CIERRE
2018	4,766	4,222,931,658	4,173,899,044	4,044	10,444	9,600,761,799	9,386,877,246	3,201	31	51,363,112	40,847,629	4,827	15,241	13,875,056,568	13,601,623,919	3,468
2019	4,605	115,036,279	4,111,251,837	4,223	10,745	265,333,032	9,795,681,147	3,339	194	14,439,739	188,931,361	3,785	15,544	394,809,050	14,095,864,345	3,606
2020	4,337	1,849,793	3,984,270,665	4,354	10,680	3,900,574	9,946,427,641	3,435	358	20,077,206	332,707,623	3,607	15,375	25,827,574	14,263,405,929	3,698

RIESGOS DE TRABAJO

AÑO DE REPORTE	*INCAPACIDAD*				*MUERTE*				*SOBREVIVENCIA*				*TOTAL*			
	NO. DE PENSIONES	PRIMA EMITIDA	RESERVA AL CIERRE	PENSION PROMEDIO AL CIERRE	NO. DE PENSIONES	PRIMA EMITIDA	RESERVA AL CIERRE	PENSION PROMEDIO AL CIERRE	NO. DE PENSIONES	PRIMA EMITIDA	RESERVA AL CIERRE	PENSION PROMEDIO AL CIERRE	NO. DE PENSIONES	PRIMA EMITIDA	RESERVA AL CIERRE	PENSION PROMEDIO AL CIERRE
2018	3,657	3,388,831,651	3,336,203,491	3,364	798	1,227,664,654	1,183,929,662	5,895					4,455	4,616,496,305	4,520,133,153	3,817
2019	3,716	90,681,913	3,483,450,302	3,565	834	44,663,810	1,258,966,536	6,202					4,550	135,345,723	4,742,416,839	4,048
2020	3,697	615,830	3,550,993,503	3,667	834	1,930,954	1,282,450,117	6,386					4,531	2,546,783	4,833,443,621	4,167

JUBILACION

AÑO DE REPORTE	*JUBILACION*								*SOBREVIVENCIA*				*TOTAL*			
	NO. DE PENSIONES	PRIMA EMITIDA	RESERVA AL CIERRE	PENSION PROMEDIO AL CIERRE	NO. DE PENSIONES	PRIMA EMITIDA	RESERVA AL CIERRE	PENSION PROMEDIO AL CIERRE	NO. DE PENSIONES	PRIMA EMITIDA	RESERVA AL CIERRE	PENSION PROMEDIO AL CIERRE	NO. DE PENSIONES	PRIMA EMITIDA	RESERVA AL CIERRE	PENSION PROMEDIO AL CIERRE
2018	2,521	4,007,939,086	4,014,449,556	6,519					307	173,518,520	170,627,022	2,553	2,828	4,181,457,605	4,185,076,578	6,088
2019	2,500	8,944,991	4,036,657,188	6,832					342	14,169,774	207,015,826	2,826	2,842	23,114,764	4,243,673,014	6,350
2020	2,457		4,024,580,055	6,990					354		233,059,996	3,135	2,811		4,257,640,051	6,504

SISTEMA ESTADISTICO
SEGUROS DE PENSIONES DERIVADOS DE LA SEGURIDAD SOCIAL

NUMERO DE PENSIONES

POLIZAS QUE INICIARON VIGENCIA EN 2019
EN VIGOR AL CIERRE

TOTAL

AÑO DE REPORTE	*INCAPACIDAD, INVALIDEZ Y JUBILACION*				*MUERTE*				*SOBREVIVENCIA*				*TOTAL*			
	NO. DE PENSIONES	PRIMA EMITIDA	RESERVA AL CIERRE	PENSION PROMEDIO AL CIERRE	NO. DE PENSIONES	PRIMA EMITIDA	RESERVA AL CIERRE	PENSION PROMEDIO AL CIERRE	NO. DE PENSIONES	PRIMA EMITIDA	RESERVA AL CIERRE	PENSION PROMEDIO AL CIERRE	NO. DE PENSIONES	PRIMA EMITIDA	RESERVA AL CIERRE	PENSION PROMEDIO AL CIERRE
2019	11,992	13,127,198,356	12,832,305,407	4,554	12,918	12,440,927,844	12,006,342,267	3,347	467	299,669,845	40,935,923	2,681	25,377	25,867,796,045	25,113,151,589	3,905
2020	11,686	129,226,588	12,848,331,524	4,694	12,954	130,821,671	12,348,864,229	3,452	681	27,900,123	245,246,120	3,202	25,321	287,948,382	25,704,345,874	4,019

INVALIDEZ Y VIDA

AÑO DE REPORTE	*INVALIDEZ*				*MUERTE*				*SOBREVIVENCIA*				*TOTAL*			
	NO. DE PENSIONES	PRIMA EMITIDA	RESERVA AL CIERRE	PENSION PROMEDIO AL CIERRE	NO. DE PENSIONES	PRIMA EMITIDA	RESERVA AL CIERRE	PENSION PROMEDIO AL CIERRE	NO. DE PENSIONES	PRIMA EMITIDA	RESERVA AL CIERRE	PENSION PROMEDIO AL CIERRE	NO. DE PENSIONES	PRIMA EMITIDA	RESERVA AL CIERRE	PENSION PROMEDIO AL CIERRE
2019	5,240	4,619,418,002	4,524,778,390	4,063	12,031	11,069,528,660	10,698,873,774	3,157	55	56,774,545	40,935,923	3,072	17,326	15,745,721,207	15,264,588,087	3,431
2020	4,967	77,871,183	4,422,888,894	4,195	12,052	102,811,503	10,984,133,704	3,252	253	22,910,834	233,739,860	3,521	17,272	203,593,520	15,640,762,457	3,527

RIESGOS DE TRABAJO

AÑO DE REPORTE	*INCAPACIDAD*				*MUERTE*				*SOBREVIVENCIA*				*TOTAL*			
	NO. DE PENSIONES	PRIMA EMITIDA	RESERVA AL CIERRE	PENSION PROMEDIO AL CIERRE	NO. DE PENSIONES	PRIMA EMITIDA	RESERVA AL CIERRE	PENSION PROMEDIO AL CIERRE	NO. DE PENSIONES	PRIMA EMITIDA	RESERVA AL CIERRE	PENSION PROMEDIO AL CIERRE	NO. DE PENSIONES	PRIMA EMITIDA	RESERVA AL CIERRE	PENSION PROMEDIO AL CIERRE
2019	4,136	3,985,062,237	3,874,046,387	3,525	887	1,371,399,184	1,307,468,493	5,920					5,023	5,356,461,420	5,181,514,880	3,948
2020	4,128	31,950,036	3,955,842,750	3,625	902	28,010,168	1,364,730,526	6,136	2		11,506,260	25,721	5,032	59,960,204	5,332,079,536	4,084

JUBILACION

AÑO DE REPORTE	*JUBILACION*								*SOBREVIVENCIA*				*TOTAL*			
	NO. DE PENSIONES	PRIMA EMITIDA	RESERVA AL CIERRE	PENSION PROMEDIO AL CIERRE	NO. DE PENSIONES	PRIMA EMITIDA	RESERVA AL CIERRE	PENSION PROMEDIO AL CIERRE	NO. DE PENSIONES	PRIMA EMITIDA	RESERVA AL CIERRE	PENSION PROMEDIO AL CIERRE	NO. DE PENSIONES	PRIMA EMITIDA	RESERVA AL CIERRE	PENSION PROMEDIO AL CIERRE
2019	2,616	4,522,718,117	4,433,480,629	7,166					412	242,895,301	233,567,993	2,629	3,028	4,765,613,418	4,667,048,622	6,548
2020	2,591	19,405,369	4,469,599,880	7,354					426	4,989,289	261,904,001	2,907	3,017	24,394,658	4,731,503,881	6,726

SISTEMA ESTADISTICO
SEGUROS DE PENSIONES DERIVADOS DE LA SEGURIDAD SOCIAL

NUMERO DE PENSIONES

POLIZAS QUE INICIARON VIGENCIA EN 2020
EN VIGOR AL CIERRE

TOTAL

AÑO DE REPORTE	*INCAPACIDAD, INVALIDEZ Y JUBILACION*				*MUERTE*				*SOBREVIVENCIA*				*TOTAL*			
	NO. DE PENSIONES	PRIMA EMITIDA	RESERVA AL CIERRE	PENSION PROMEDIO AL CIERRE	NO. DE PENSIONES	PRIMA EMITIDA	RESERVA AL CIERRE	PENSION PROMEDIO AL CIERRE	NO. DE PENSIONES	PRIMA EMITIDA	RESERVA AL CIERRE	PENSION PROMEDIO AL CIERRE	NO. DE PENSIONES	PRIMA EMITIDA	RESERVA AL CIERRE	PENSION PROMEDIO AL CIERRE
2020	10,598	12,638,619,775	12,345,879,520	4,617	12,335	15,002,622,664	14,529,172,159	3,850	539	406,082,388	79,354,136	2,951	23,472	28,047,324,827	27,245,519,751	4,176

INVALIDEZ Y VIDA

AÑO DE REPORTE	*INVALIDEZ*				*MUERTE*				*SOBREVIVENCIA*				*TOTAL*			
	NO. DE PENSIONES	PRIMA EMITIDA	RESERVA AL CIERRE	PENSION PROMEDIO AL CIERRE	NO. DE PENSIONES	PRIMA EMITIDA	RESERVA AL CIERRE	PENSION PROMEDIO AL CIERRE	NO. DE PENSIONES	PRIMA EMITIDA	RESERVA AL CIERRE	PENSION PROMEDIO AL CIERRE	NO. DE PENSIONES	PRIMA EMITIDA	RESERVA AL CIERRE	PENSION PROMEDIO AL CIERRE
2020	5,057	4,921,975,410	4,817,446,306	4,182	11,706	13,812,256,865	13,394,577,975	3,695	73	103,143,014	79,354,136	4,280	16,836	18,837,375,289	18,291,378,417	3,844

RIESGOS DE TRABAJO

AÑO DE REPORTE	*INCAPACIDAD*				*MUERTE*				*SOBREVIVENCIA*				*TOTAL*			
	NO. DE PENSIONES	PRIMA EMITIDA	RESERVA AL CIERRE	PENSION PROMEDIO AL CIERRE	NO. DE PENSIONES	PRIMA EMITIDA	RESERVA AL CIERRE	PENSION PROMEDIO AL CIERRE	NO. DE PENSIONES	PRIMA EMITIDA	RESERVA AL CIERRE	PENSION PROMEDIO AL CIERRE	NO. DE PENSIONES	PRIMA EMITIDA	RESERVA AL CIERRE	PENSION PROMEDIO AL CIERRE
2020	3,452	3,759,090,716	3,648,533,580	3,670	629	1,190,365,798	1,134,594,184	6,739					4,081	4,949,456,515	4,783,127,765	4,143

JUBILACION

AÑO DE REPORTE	*JUBILACION*								*SOBREVIVENCIA*				*TOTAL*			
	NO. DE PENSIONES	PRIMA EMITIDA	RESERVA AL CIERRE	PENSION PROMEDIO AL CIERRE	NO. DE PENSIONES	PRIMA EMITIDA	RESERVA AL CIERRE	PENSION PROMEDIO AL CIERRE	NO. DE PENSIONES	PRIMA EMITIDA	RESERVA AL CIERRE	PENSION PROMEDIO AL CIERRE	NO. DE PENSIONES	PRIMA EMITIDA	RESERVA AL CIERRE	PENSION PROMEDIO AL CIERRE
2020	2,089	3,957,553,649	3,879,899,634	7,233					466	302,939,374	291,113,936	2,743	2,555	4,260,493,023	4,171,013,569	6,414

SISTEMA ESTADISTICO
SEGUROS DE PENSIONES DERIVADOS DE LA SEGURIDAD SOCIAL

EN VIGOR AL CIERRE DE 2020

AMIS

IMPORTE DE LA PENSION	*TOTAL*											
	INCAPACITADOS, INVALIDOS Y JUBILADOS				PENSIONES POR MUERTE				TOTAL			
	No. DE PENSIONES	%	PRIMA	RESERVA	No. DE PENSIONES	%	PRIMA	RESERVA	No. DE PENSIONES	%	PRIMA	RESERVA
HASTA 1 SM	75,437	58.30%	4,065,544,261	42,491,405,583	180,446	76.30%	8,415,227,835	115,686,944,726	255,883	69.94%	12,480,772,096	158,178,350,309
MAS DE 1 Y HASTA 2 SM	41,516	32.09%	5,597,482,077	56,925,200,798	39,726	16.80%	3,769,831,648	48,415,569,977	81,242	22.20%	9,367,313,725	105,340,770,775
MAS DE 2 Y HASTA 3 SM	6,793	5.25%	1,247,706,735	13,434,558,837	10,452	4.42%	1,875,062,090	21,704,713,169	17,245	4.71%	3,122,768,825	35,139,272,006
MAS DE 3 Y HASTA 4 SM	2,931	2.27%	691,307,225	8,307,434,804	3,377	1.43%	630,688,982	9,354,883,067	6,308	1.72%	1,321,996,207	17,662,317,871
MAS DE 4 Y HASTA 5 SM	1,493	1.15%	495,252,630	5,361,179,737	1,280	0.54%	484,314,477	5,536,552,306	2,773	0.76%	979,567,107	10,897,732,042
MAS DE 5 Y HASTA 10 SM	1,182	0.91%	724,763,195	6,274,945,680	1,171	0.50%	582,322,709	7,051,693,376	2,353	0.64%	1,307,085,904	13,326,639,055
MAS 10 SM	32	0.02%	24,988,965	313,780,112	42	0.02%	19,551,286	301,125,094	74	0.02%	44,540,252	614,905,206
TOTAL	129,384	100%	12,847,045,088	133,108,505,550	236,494	100%	15,776,999,028	208,051,481,715	365,878	100%	28,624,044,116	341,159,987,266

IMPORTE DE LA PENSION	*INVALIDEZ Y VIDA*											
	INVALIDOS				PENSIONES POR MUERTE				TOTAL			
	No. DE PENSIONES	%	PRIMA	RESERVA	No. DE PENSIONES	%	PRIMA	RESERVA	No. DE PENSIONES	%	PRIMA	RESERVA
HASTA 1 SM	39,733	66.58%	2,536,254,379	25,594,346,655	166,511	78.57%	7,904,570,850	107,815,343,451	206,244	75.93%	10,440,825,229	133,409,690,106
MAS DE 1 Y HASTA 2 SM	13,221	22.15%	1,252,934,539	14,247,641,789	33,160	15.65%	3,497,720,342	41,035,667,240	46,381	17.08%	4,750,654,881	55,283,309,029
MAS DE 2 Y HASTA 3 SM	4,037	6.76%	594,716,970	7,381,155,836	8,583	4.05%	1,696,470,955	17,962,957,582	12,620	4.65%	2,291,187,925	25,344,113,418
MAS DE 3 Y HASTA 4 SM	1,563	2.62%	262,864,472	4,057,422,830	2,672	1.26%	520,630,424	7,428,707,444	4,235	1.56%	783,494,896	11,486,130,275
MAS DE 4 Y HASTA 5 SM	753	1.26%	203,916,678	2,444,672,058	692	0.33%	333,583,231	3,010,640,069	1,445	0.53%	537,499,910	5,455,312,127
MAS DE 5 Y HASTA 10 SM	373	0.63%	194,311,478	1,879,600,835	309	0.15%	292,933,187	1,754,851,894	682	0.25%	487,244,664	3,634,452,729
MAS 10 SM	0	0.00%	0	0	0	0.00%	0	0	0	0.00%	0	0
TOTAL	59,680	100%	5,044,998,516	55,604,840,003	211,927	100%	14,245,908,989	179,008,167,681	271,607	100%	19,290,907,505	234,613,007,683

IMPORTE DE LA PENSION	*RIEGOS DE TRABAJO*											
	INCAPACITADOS				PENSIONES POR MUERTE				TOTAL			
	No. DE PENSIONES	%	PRIMA	RESERVA	No. DE PENSIONES	%	PRIMA	RESERVA	No. DE PENSIONES	%	PRIMA	RESERVA
HASTA 1 SM	35,697	75.12%	1,527,944,078	16,890,517,638	10,840	52.36%	220,828,520	6,141,561,278	46,537	68.22%	1,748,772,598	23,032,078,916
MAS DE 1 Y HASTA 2 SM	7,823	16.46%	1,009,977,804	9,662,358,124	5,883	28.42%	254,011,108	6,405,011,230	13,706	20.09%	1,263,988,912	16,067,369,354
MAS DE 2 Y HASTA 3 SM	2,122	4.47%	436,462,301	4,588,247,381	1,842	8.90%	178,591,135	3,685,855,279	3,964	5.81%	615,053,436	8,274,102,660
MAS DE 3 Y HASTA 4 SM	803	1.69%	265,493,751	2,481,714,624	667	3.22%	110,058,558	1,826,160,676	1,470	2.15%	375,552,310	4,307,875,300
MAS DE 4 Y HASTA 5 SM	431	0.91%	187,146,555	1,753,721,622	577	2.79%	150,731,246	2,486,006,773	1,008	1.48%	337,877,801	4,239,728,395
MAS DE 5 Y HASTA 10 SM	613	1.29%	373,074,099	3,413,419,832	852	4.12%	289,389,522	5,265,487,568	1,465	2.15%	662,463,622	8,678,907,400
MAS 10 SM	29	0.06%	24,988,965	292,916,048	42	0.20%	19,551,286	301,125,094	71	0.10%	44,540,252	594,041,142
TOTAL	47,518	100%	3,825,087,554	39,082,895,268	20,703	100%	1,223,161,376	26,111,207,899	68,221	100%	5,048,248,930	65,194,103,167

IMPORTE DE LA PENSION	*JUBILACION*											
	PENSIONADOS				PENSIONES POR MUERTE				TOTAL			
	No. DE PENSIONES	%	PRIMA	RESERVA	No. DE PENSIONES	%	PRIMA	RESERVA	No. DE PENSIONES	%	PRIMA	RESERVA
HASTA 1 SM	7	0.03%	1,345,803	6,541,290	3,095	80.10%	289,828,465	1,730,039,998	3,102	11.91%	291,174,268	1,736,581,288
MAS DE 1 Y HASTA 2 SM	20,472	92.27%	3,334,569,734	33,015,200,885	683	17.68%	18,100,198	974,891,507	21,155	81.21%	3,352,669,932	33,990,092,392
MAS DE 2 Y HASTA 3 SM	634	2.86%	216,527,464	1,465,155,620	27	0.70%	0	55,900,308	661	2.54%	216,527,464	1,521,055,928
MAS DE 3 Y HASTA 4 SM	565	2.55%	162,949,002	1,768,297,350	38	0.98%	0	100,014,946	603	2.31%	162,949,002	1,868,312,296
MAS DE 4 Y HASTA 5 SM	309	1.39%	104,189,397	1,162,786,058	11	0.28%	0	39,905,463	320	1.23%	104,189,397	1,202,691,521
MAS DE 5 Y HASTA 10 SM	196	0.88%	157,377,618	981,925,013	10	0.26%	0	31,353,914	206	0.79%	157,377,618	1,013,278,927
MAS 10 SM	3	0.01%	0	20,864,064	0	0.00%	0	0	3	0.01%	0	20,864,064
TOTAL	22,186	100%	3,976,959,018	38,420,770,280	3,864	100%	307,928,663	2,932,106,135	26,050	100%	4,284,887,681	41,352,876,415

SEGURO DE PENSIONES DERIVADOS DE LA SEGURIDAD SOCIAL

EN VIGOR AL CIERRE DE: 2020

TOTAL

RESERVA	NUMERO DE PENSIONES	%	RESERVA PROMEDIO	PENSION PROMEDIO
DE 0 A 300,000.00	49,672	13.6%	158,970	1,304
DE 300,000.01 A 400,000.00	20,201	5.5%	351,739	2,335
DE 400,000.01 A 600,000.00	58,132	15.9%	512,239	2,924
DE 600,000.01 A 800,000.00	61,565	16.8%	693,816	3,202
DE 800,000.01 A 1,000,000.00	54,919	15.0%	900,860	3,535
DE 1,000,000.01 A 2,000,000.00	98,468	26.9%	1,345,102	5,218
MAS DE 2,000,000	22,921	6.3%	3,129,972	11,978
TOTAL	**365,878**	**100%**	**932,442**	**3,995**

INVALIDEZ Y VIDA

RESERVA	NUMERO DE PENSIONES	%	RESERVA PROMEDIO	PENSION PROMEDIO
DE 0 A 300,000.00	36,336	13.4%	142,540	1,311
DE 300,000.01 A 400,000.00	12,671	4.7%	353,032	2,693
DE 400,000.01 A 600,000.00	44,756	16.5%	516,788	3,096
DE 600,000.01 A 800,000.00	50,760	18.7%	693,491	3,237
DE 800,000.01 A 1,000,000.00	47,052	17.3%	901,620	3,482
DE 1,000,000.01 A 2,000,000.00	66,005	24.3%	1,271,298	4,705
MAS DE 2,000,000	14,027	5.2%	2,872,631	10,953
TOTAL	**271,607**	**100%**	**863,796**	**3,729**

RIESGOS DE TRABAJO

RESERVA	NUMERO DE PENSIONES	%	RESERVA PROMEDIO	PENSION PROMEDIO
DE 0 A 300,000.00	13,211	19.4%	203,875	1,267
DE 300,000.01 A 400,000.00	7,285	10.7%	349,253	1,691
DE 400,000.01 A 600,000.00	11,740	17.2%	494,236	2,281
DE 600,000.01 A 800,000.00	9,560	14.0%	698,434	3,035
DE 800,000.01 A 1,000,000.00	7,488	11.0%	895,827	3,747
DE 1,000,000.01 A 2,000,000.00	12,719	18.6%	1,334,252	5,627
MAS DE 2,000,000	6,218	9.1%	3,827,393	14,659
TOTAL	**68,221**	**100%**	**955,631**	**4,040**

JUBILACION

RESERVA	NUMERO DE PENSIONES	%	RESERVA PROMEDIO	PENSION PROMEDIO
DE 0 A 300,000.00	125	0.2%	189,045	3,339
DE 300,000.01 A 400,000.00	245	0.4%	358,758	2,935
DE 400,000.01 A 600,000.00	1,636	2.4%	516,965	2,833
DE 600,000.01 A 800,000.00	1,245	1.8%	671,580	3,073
DE 800,000.01 A 1,000,000.00	379	0.6%	905,924	5,882
DE 1,000,000.01 A 2,000,000.00	19,744	28.9%	1,598,823	6,669
MAS DE 2,000,000	2,676	3.9%	2,858,357	11,119
TOTAL	**26,050**	**38%**	**1,587,442**	**6,651**

SISTEMA ESTADISTICO
SEGUROS DE PENSIONES DERIVADOS DE LA SEGURIDAD SOCIAL

PENSIONES POR INCAPACIDAD
EN VIGOR AL CIERRE DE 2020

PORCENTAJE DE VALUACION %	*POLIZAS*			
	No. DE PENSIONES	PRIMA	RESERVA	PENSION PROMEDIO
100	4,320	770,080,866	8,854,453,614	8,163
75 Y MENOS DE 100	4,981	482,577,002	5,547,223,157	4,632
MAS DE 50 Y MENOS DE 75	8,617	799,530,749	7,985,117,155	3,796
MAS DE 25 HASTA 50	26,501	1,662,810,786	15,184,403,346	2,408
HASTA 25	3,099	110,088,152	1,511,697,996	2,350
TOTAL	**47,518**	**3,825,087,554**	**39,082,895,268**	**3,412**

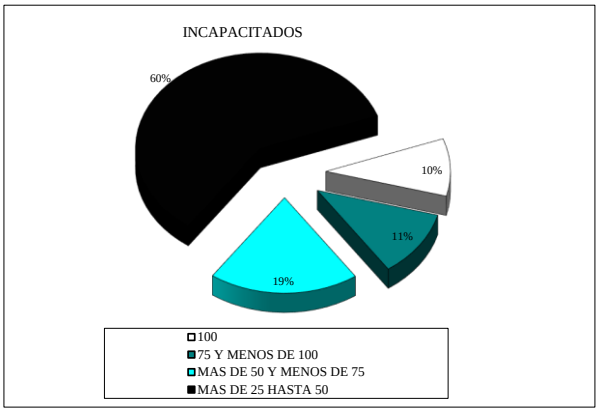

SISTEMA ESTADISTICO
SEGUROS DE PENSIONES DERIVADOS DE LA SEGURIDAD SOCIAL

PENSIONES POR INCAPACIDAD
EN VIGOR AL CIERRE Y OTORGADAS EN EL MISMO AÑO

PORCENTAJE DE VALUACION	POLIZAS																													
	1997		1998		1999		2000		2001		2002		2003		2004		2005		2006		2007		2008		2009		2010	
100	3	18%	102	8%	307	11%	300	10%	391	10%	128	10%	14	10%	44	13%	56	8%	84	12%	126	11%	174	13%	123	10%	150	10%
75 Y MENOS DE 100	2	12%	149	12%	344	12%	365	12%	436	12%	133	10%	15	11%	54	16%	131	18%	85	12%	198	17%	216	16%	166	13%	135	9%
MAS DE 50 Y MENOS DE 75	6	35%	253	20%	511	19%	583	19%	702	19%	233	18%	28	20%	81	23%	159	22%	141	21%	254	23%	254	19%	283	23%	387	25%
MAS DE 25 Y HASTA 50	12	71%	791	64%	1,591	58%	1,828	59%	2,241	59%	803	63%	86	58%	205	53%	379	52%	373	55%	547	49%	710	52%	705	55%	886	57%
HASTA 25																											3	0%
TOTAL	**17**	**100%**	**1,295**	**100%**	**2,753**	**100%**	**3,076**	**100%**	**3,770**	**100%**	**1,295**	**100%**	**132**	**100%**	**384**	**100%**	**725**	**100%**	**683**	**100%**	**1,123**	**100%**	**1,354**	**100%**	**1,277**	**100%**	**1,561**	**100%**

PORCENTAJE DE VALUACION	POLIZAS																			
	2011		2012		2013		2014		2015		2016		2017		2018		2019		2020	
100	203	8%	205	9%	207	8%	209	9%	280	9%	281	9%	288	9%	305	8%	389	9%	280	8%
75 Y MENOS DE 100	242	10%	198	8%	229	9%	253	8%	265	9%	276	9%	288	9%	313	8%	355	9%	285	8%
MAS DE 50 Y MENOS DE 75	389	16%	353	15%	392	15%	471	15%	490	16%	507	17%	537	17%	650	18%	742	18%	614	18%
MAS DE 25 Y HASTA 50	1,207	58%	1,197	56%	1,469	56%	1,772	57%	1,665	55%	1,674	55%	1,784	55%	2,056	56%	2,305	56%	2,084	60%
HASTA 25	363	15%	436	18%	309	12%	335	11%	332	11%	303	10%	345	11%	333	9%	345	8%	189	5%
TOTAL	**2,404**	**100%**	**2,389**	**100%**	**2,606**	**100%**	**3,111**	**100%**	**3,032**	**100%**	**3,041**	**100%**	**3,243**	**100%**	**3,657**	**100%**	**4,136**	**100%**	**3,452**	**100%**

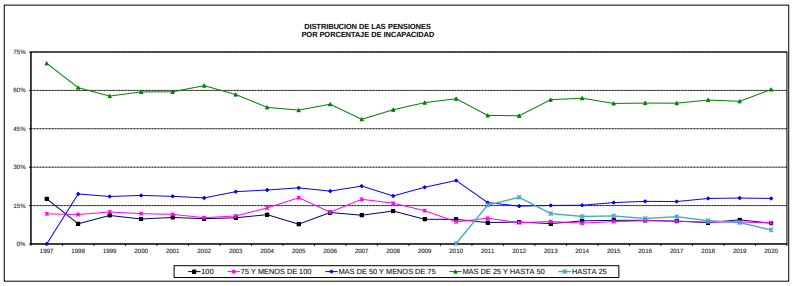

SISTEMA ESTADISTICO
SEGURO DE PENSIONES DERIVADOS DE LA SEGURIDAD SOCIAL

EDAD PROMEDIO

PENSIONADOS CON DERECHO A PENSION

	RIESGOS DE TRABAJO																							
	1997	1998	1999	2000	2001	2002	2003	2004	2005	2006	2007	2008	2009	2010	2011	2012	2013	2014	2015	2016	2017	2018	2019	2020
INCAPACITADOS	37	35	36	37	38	38	39	40	40	41	41	41	41	42	42	42	43	43	43	43	44	44	44	44
VIUDOS	35	35	36	36	37	39	40	40	41	41	43	42	43	43	43	44	44	44	45	45	45	46	46	47
HIJOS	7	8	9	10	10	10	12	12	12	12	13	14	14	15	15	15	16	16	16	16	16	16	15	16
ASCENDIENTES	53	53	52	54	55	56	56	57	57	58	58	58	58	59	59	60	61	61	62	62	62	63	63	64

	INVALIDEZ Y VIDA																							
	1997	1998	1999	2000	2001	2002	2003	2004	2005	2006	2007	2008	2009	2010	2011	2012	2013	2014	2015	2016	2017	2018	2019	2020
INVALIDOS	50	50	50	51	51	51	52	53	54	55	55	56	56	56	56	56	56	56	56	56	56	56	55	55
VIUDOS	48	46	47	47	48	49	50	50	51	52	52	51	51	52	52	52	52	53	53	54	54	54	54	54
HIJOS	10	11	12	13	14	14	15	15	16	16	17	16	16	16	16	16	16	17	17	16	16	16	16	16
ASCENDIENTES	64	63	63	63	64	65	65	66	66	66	67	66	66	66	66	66	66	67	67	67	67	67	67	67

	JUBILACION																							
													2009	2010	2011	2012	2013	2014	2015	2016	2017	2018	2019	2020
JUBILADOS													59	58	59	60	60	60	61	61	62	62	63	63
VIUDOS													65	66	66	66	67	67	67	68	68	69	69	69
HIJOS													23	24	24	24	24	23	24	25	25	26	25	25
ASCENDIENTES													94	90	91	91	89	90	89	91	93	92	92	92

SISTEMA ESTADISTICO
SEGURO DE PENSIONES DERIVADOS DE LA SEGURIDAD SOCIAL

NUMERO DE HIJOS PROMEDIO

	RIESGOS DE TRABAJO																							
	1997	1998	1999	2000	2001	2002	2003	2004	2005	2006	2007	2008	2009	2010	2011	2012	2013	2014	2015	2016	2017	2018	2019	2020
INCAPACITADOS	1.0	2.1	2.1	2.1	2.1	2.1	2.1	2.1	2.0	2.1	2.0	2.0	2.0	1.9	1.8	1.8	1.9	1.8	1.8	1.8	1.7	1.7	1.7	1.7
MUERTOS	2.4	2.2	2.2	2.2	2.2	2.2	2.2	2.2	2.2	2.1	2.1	2.1	2.0	2.0	1.9	1.9	1.9	1.9	1.8	1.8	1.8	1.7	1.7	1.7

	INVALIDEZ Y VIDA																							
	1997	1998	1999	2000	2001	2002	2003	2004	2005	2006	2007	2008	2009	2010	2011	2012	2013	2014	2015	2016	2017	2018	2019	2020
INVALIDOS	1.9	2.0	1.9	1.9	1.9	1.9	1.9	1.9	1.9	1.9	1.9	1.8	1.8	1.8	1.7	1.7	1.7	1.7	1.7	1.7	1.7	1.7	1.7	1.7
MUERTOS	2.0	2.0	2.0	2.0	2.0	2.0	2.0	2.0	2.0	1.9	1.9	1.9	1.9	1.8	1.8	1.8	1.8	1.8	1.7	1.7	1.7	1.7	1.7	1.7

	JUBILACION																							
	1997	1998	1999	2000	2001	2002	2003	2004	2005	2006	2007	2008	2009	2010	2011	2012	2013	2014	2015	2016	2017	2018	2019	2020
JUBILADOS													1.0	1.1	1.1	1.1	1.1	1.1	1.2	1.2	1.2	1.2	1.2	1.2
MUERTOS													1.3	1.2	1.2	1.7	1.2	1.2	1.2	1.2	1.2	1.2	1.2	1.2

NOTA: ES EL NUMERO DE HIJOS PROMEDIO, DE LOS PENSIONADOS O TRABAJADORES FALLECIDOS CON HIJOS, QUE EJERCEN DERECHO COMO BENEFICIARIOS

II EXPUESTOS Y FALLECIMIENTOS

SISTEMA ESTADISTICO
SEGURO DE PENSIONES DERIVADOS DE LA SEGURIDAD SOCIAL

EXPUESTOS EN VIGOR AL CIERRE DE 2020

TODOS LOS RAMOS
TODOS LOS PENSIONADOS
TOTAL MERCADO

EDAD	MUJERES	HOMBRES	TOTAL	EDAD	MUJERES	HOMBRES	TOTAL
0	62	69	131	56	5,853	2,545	8,398
1	263	284	547	57	5,992	2,633	8,625
2	596	584	1,180	58	5,947	2,746	8,693
3	874	938	1,812	59	6,065	2,766	8,831
4	1,244	1,252	2,496	60	6,248	2,821	9,069
5	1,535	1,613	3,148	61	6,229	3,015	9,244
6	1,945	2,003	3,948	62	6,090	2,912	9,002
7	2,391	2,453	4,844	63	6,179	2,957	9,136
8	2,735	2,847	5,582	64	5,805	2,854	8,659
9	3,079	3,244	6,323	65	5,924	2,857	8,781
10	3,531	3,582	7,113	66	5,527	2,706	8,233
11	3,771	3,917	7,688	67	5,215	2,588	7,803
12	4,269	4,302	8,571	68	5,012	2,424	7,436
13	4,443	4,487	8,930	69	4,863	2,226	7,089
14	4,503	4,698	9,201	70	4,640	2,220	6,860
15	4,742	4,804	9,546	71	4,376	1,996	6,372
16	4,814	4,958	9,772	72	4,032	1,899	5,931
17	4,819	4,866	9,685	73	3,905	1,786	5,691
18	4,826	4,753	9,579	74	3,494	1,642	5,136
19	4,881	4,946	9,827	75	3,200	1,419	4,619
20	4,952	4,986	9,938	76	2,780	1,335	4,115
21	4,965	5,072	10,037	77	2,401	1,282	3,683
22	5,260	5,328	10,588	78	2,202	1,128	3,330
23	5,173	5,215	10,388	79	1,874	973	2,847
24	5,410	5,125	10,535	80	1,665	878	2,543
25	823	419	1,242	81	1,291	629	1,920
26	999	537	1,536	82	1,144	562	1,706
27	1,190	716	1,906	83	1,028	463	1,491
28	1,577	864	2,441	84	834	412	1,246
29	1,915	1,040	2,955	85	673	340	1,013
30	2,176	1,206	3,382	86	551	256	807
31	2,475	1,422	3,897	87	492	244	736
32	2,829	1,631	4,460	88	403	180	583
33	3,139	1,738	4,877	89	312	152	464
34	3,568	2,059	5,627	90	305	157	462
35	3,725	2,288	6,013	91	201	107	308
36	4,151	2,699	6,850	92	195	81	276
37	4,441	2,841	7,282	93	140	72	212
38	4,590	3,257	7,847	94	117	51	168
39	4,502	3,146	7,648	95	83	42	125
40	4,550	3,024	7,574	96	58	23	81
41	4,427	2,611	7,038	97	48	33	81
42	4,406	2,403	6,809	98	34	26	60
43	4,389	2,280	6,669	99	22	15	37
44	4,420	2,025	6,445	100	30	6	36
45	4,471	1,930	6,401	101	13	3	16
46	4,796	2,112	6,908	102	16	4	20
47	4,641	2,067	6,708	103	6	4	10
48	4,764	1,988	6,752	104	3	3	6
49	4,910	1,974	6,884	105	5	3	8
50	4,888	1,857	6,745	106	2	2	4
51	5,070	1,934	7,004	107	3	1	4
52	5,041	1,987	7,028	108	1	1	2
53	5,327	1,981	7,308	109	2		2
54	5,434	2,125	7,559	110	4	3	7
55	5,555	2,250	7,805	**TOTAL**	327,806	205,220	533,026

* Solo incluye beneficiarios con derecho a pensión

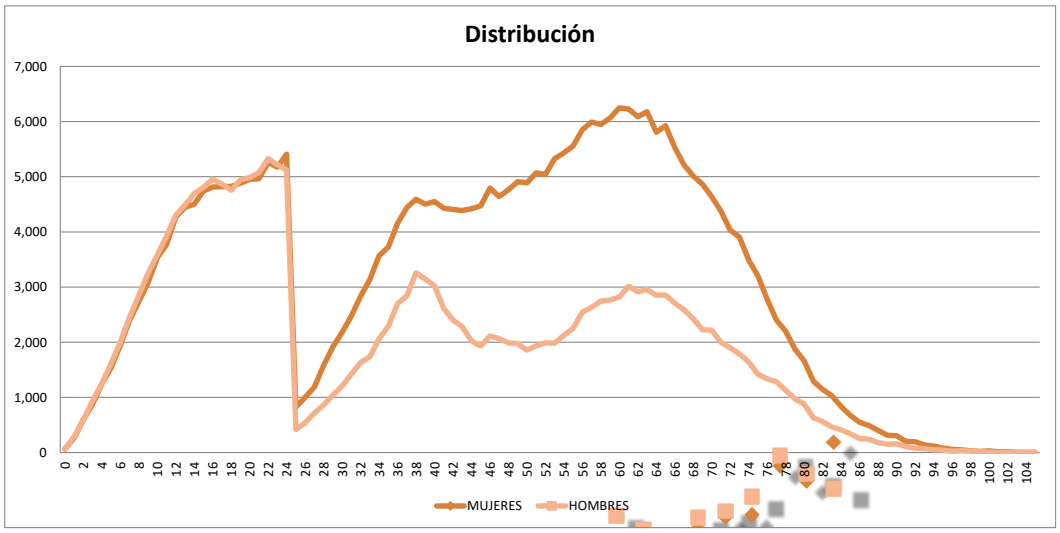

SISTEMA ESTADISTICO
SEGURO DE PENSIONES DERIVADOS DE LA SEGURIDAD SOCIAL

EXPUESTOS EN VIGOR AL CIERRE DE 2020

INVALIDEZ Y VIDA
INVALIDOS
TOTAL MERCADO

EDAD	MUJERES	HOMBRES	TOTAL	EDAD	MUJERES	HOMBRES	TOTAL
0				56	562	785	1,347
1				57	572	742	1,314
2				58	513	816	1,329
3				59	531	779	1,310
4				60	561	838	1,399
5				61	568	879	1,447
6				62	509	798	1,307
7				63	544	861	1,405
8				64	491	811	1,302
9				65	487	812	1,299
10				66	423	839	1,262
11				67	418	824	1,242
12				68	379	766	1,145
13				69	413	722	1,135
14				70	361	766	1,127
15				71	362	742	1,104
16				72	314	698	1,012
17				73	281	763	1,044
18				74	301	714	1,015
19				75	237	614	851
20				76	253	637	890
21				77	203	604	807
22	1		1	78	182	523	705
23		7	7	79	137	413	550
24	6	17	23	80	132	376	508
25	3	27	30	81	70	242	312
26	15	72	87	82	71	214	285
27	27	100	127	83	60	154	214
28	39	147	186	84	36	124	160
29	62	209	271	85	29	99	128
30	90	268	358	86	31	77	108
31	114	351	465	87	20	77	97
32	152	419	571	88	18	49	67
33	193	444	637	89	18	48	66
34	249	591	840	90	16	53	69
35	280	643	923	91	10	33	43
36	369	780	1,149	92	13	24	37
37	412	851	1,263	93	6	32	38
38	420	944	1,364	94	6	14	20
39	496	1,063	1,559	95		8	8
40	484	1,025	1,509	96	3	9	12
41	470	911	1,381	97		12	12
42	464	857	1,321	98	2	7	9
43	423	787	1,210	99	1	8	9
44	444	736	1,180	100			
45	455	687	1,142	101		1	1
46	469	800	1,269	102		1	1
47	465	796	1,261	103		1	1
48	479	757	1,236	104		1	1
49	506	728	1,234	105			
50	506	687	1,193	106			
51	492	759	1,251	107			
52	535	739	1,274	108			
53	548	698	1,246	109			
54	536	714	1,250	110+			
55	556	752	1,308	**TOTAL**	20,904	38,776	59,680

* Solo incluye beneficiarios con derecho a pensión

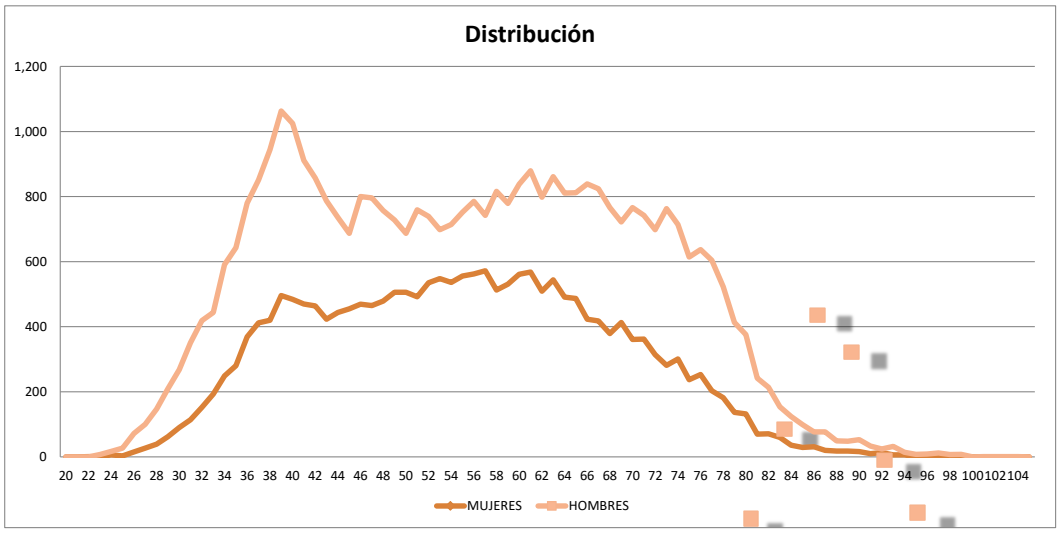

SISTEMA ESTADISTICO
SEGURO DE PENSIONES DERIVADOS DE LA SEGURIDAD SOCIAL

EXPUESTOS EN VIGOR AL CIERRE DE 2020

RIESGOS DE TRABAJO
INCAPACITADOS
TOTAL MERCADO

EDAD	MUJERES	HOMBRES	TOTAL	EDAD	MUJERES	HOMBRES	TOTAL
0				56	295	499	794
1				57	251	466	717
2				58	263	435	698
3				59	244	443	687
4				60	267	427	694
5				61	232	395	627
6				62	212	351	563
7				63	182	355	537
8				64	169	334	503
9				65	142	292	434
10				66	143	264	407
11				67	83	247	330
12				68	102	235	337
13				69	59	209	268
14				70	80	199	279
15				71	62	139	201
16				72	51	159	210
17		1	1	73	52	131	183
18		2	2	74	52	124	176
19	1	11	12	75	35	97	132
20	7	44	51	76	21	95	116
21	7	77	84	77	15	69	84
22	13	96	109	78	13	82	95
23	25	165	190	79	13	74	87
24	35	240	275	80	13	74	87
25	36	345	381	81	4	41	45
26	44	404	448	82	7	36	43
27	61	532	593	83	4	46	50
28	83	640	723	84	2	24	26
29	100	744	844	85	4	14	18
30	136	841	977	86	2	15	17
31	134	962	1,096	87	5	11	16
32	161	1,085	1,246	88		5	5
33	168	1,142	1,310	89	3	12	15
34	236	1,295	1,531	90		8	8
35	231	1,461	1,692	91		1	1
36	309	1,667	1,976	92	1	1	2
37	325	1,713	2,038	93	1	2	3
38	384	2,013	2,397	94		4	4
39	319	1,788	2,107	95		2	2
40	331	1,658	1,989	96			
41	308	1,388	1,696	97		1	1
42	287	1,243	1,530	98		1	1
43	240	1,134	1,374	99			
44	262	920	1,182	100		1	1
45	260	854	1,114	101			
46	278	851	1,129	102			
47	254	766	1,020	103			
48	256	745	1,001	104			
49	203	729	932	105			
50	258	619	877	106		1	1
51	263	562	825	107			
52	265	584	849	108			
53	284	533	817	109			
54	303	554	857	110+			
55	279	459	738	**TOTAL**	10,230	37,288	47,518

* Solo incluye beneficiarios con derecho a pensión

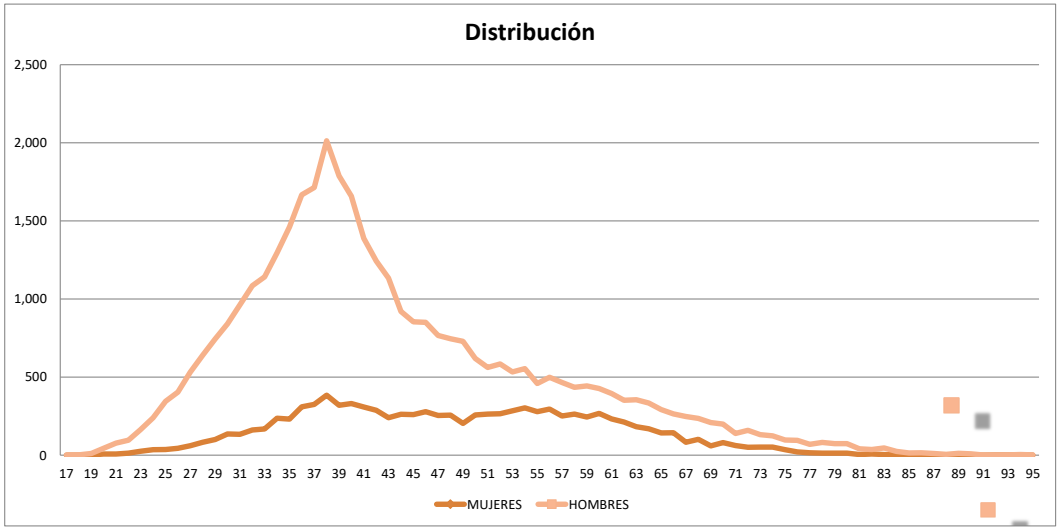

SISTEMA ESTADISTICO
SEGURO DE PENSIONES DERIVADOS DE LA SEGURIDAD SOCIAL

EXPUESTOS EN VIGOR AL CIERRE DE 2020

JUBILACION
JUBILADOS
TOTAL MERCADO

EDAD	MUJERES	HOMBRES	TOTAL	EDAD	MUJERES	HOMBRES	TOTAL
0				56	435	547	982
1				57	459	683	1,142
2				58	379	735	1,114
3				59	419	712	1,131
4				60	448	719	1,167
5				61	458	850	1,308
6				62	483	858	1,341
7				63	420	846	1,266
8				64	411	789	1,200
9				65	403	816	1,219
10				66	337	734	1,071
11				67	311	688	999
12				68	289	636	925
13				69	207	526	733
14				70	183	460	643
15				71	181	426	607
16				72	127	356	483
17				73	117	296	413
18				74	92	228	320
19				75	85	201	286
20				76	53	166	219
21				77	33	145	178
22				78	32	105	137
23				79	28	110	138
24				80	25	71	96
25				81	26	72	98
26				82	17	58	75
27				83	23	48	71
28				84	12	40	52
29				85	11	20	31
30				86	8	23	31
31				87	9	21	30
32				88	3	20	23
33				89	4	9	13
34				90	6	11	17
35				91	4	9	13
36				92	4	5	9
37				93	1	1	2
38				94	2	6	8
39				95	2	5	7
40				96	1	2	3
41				97	2	2	4
42				98			
43		2	2	99		1	1
44	3	1	4	100			
45	8	6	14	101			
46	12	6	18	102			
47	25	12	37	103			
48	21	16	37	104			
49	40	25	65	105			
50	60	49	109	106			
51	91	74	165	107			
52	180	134	314	108			
53	272	213	485	109			
54	318	261	579	110+			
55	368	371	739	**TOTAL**	7,948	14,226	22,174

* Solo incluye beneficiarios con derecho a pensión

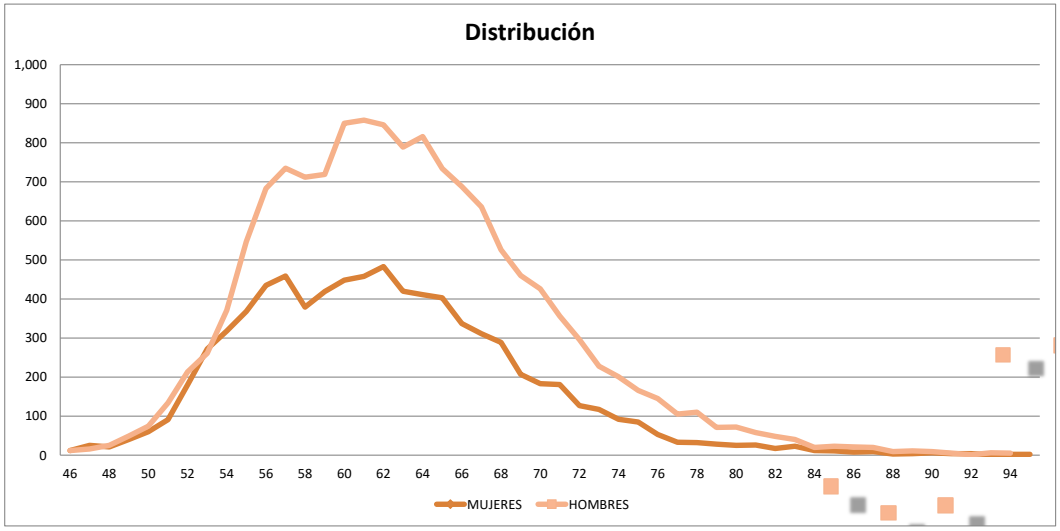

SISTEMA ESTADISTICO
SEGURO DE PENSIONES DERIVADOS DE LA SEGURIDAD SOCIAL

EXPUESTOS EN VIGOR AL CIERRE DE 2020

INVALIDEZ Y VIDA
VIUDEZ
TOTAL MERCADO

EDAD	MUJERES	HOMBRES	TOTAL	EDAD	MUJERES	HOMBRES	TOTAL
0				56	3,419	449	3,868
1				57	3,448	445	3,893
2				58	3,513	436	3,949
3				59	3,551	480	4,031
4				60	3,573	452	4,025
5				61	3,587	445	4,032
6				62	3,570	453	4,023
7				63	3,628	411	4,039
8				64	3,401	442	3,843
9				65	3,561	422	3,983
10				66	3,336	394	3,730
11				67	3,226	379	3,605
12	1		1	68	3,089	356	3,445
13				69	3,023	327	3,350
14				70	2,964	320	3,284
15				71	2,756	254	3,010
16				72	2,613	275	2,888
17	1		1	73	2,518	206	2,724
18	2		2	74	2,225	203	2,428
19	11		11	75	2,040	179	2,219
20	28		28	76	1,786	142	1,928
21	84	1	85	77	1,557	162	1,719
22	148	2	150	78	1,358	114	1,472
23	234	2	236	79	1,151	110	1,261
24	399	2	401	80	1,000	95	1,095
25	638	8	646	81	779	69	848
26	791	14	805	82	692	63	755
27	922	25	947	83	604	56	660
28	1,241	35	1,276	84	481	58	539
29	1,480	47	1,527	85	385	41	426
30	1,673	55	1,728	86	319	34	353
31	1,916	59	1,975	87	289	30	319
32	2,163	79	2,242	88	215	17	232
33	2,364	117	2,481	89	152	14	166
34	2,636	126	2,762	90	144	12	156
35	2,761	144	2,905	91	105	12	117
36	2,987	202	3,189	92	99	8	107
37	3,197	210	3,407	93	57	5	62
38	3,259	231	3,490	94	54	6	60
39	3,178	229	3,407	95	37	2	39
40	3,238	268	3,506	96	30	1	31
41	3,154	261	3,415	97	17	2	19
42	3,150	239	3,389	98	14	2	16
43	3,136	303	3,439	99	7	1	8
44	3,152	295	3,447	100	13		13
45	3,115	317	3,432	101	7	1	8
46	3,374	374	3,748	102	8		8
47	3,240	409	3,649	103	1		1
48	3,218	377	3,595	104	2		2
49	3,451	391	3,842	105	1		1
50	3,263	397	3,660	106	1		1
51	3,399	384	3,783	107			
52	3,176	393	3,569	108			
53	3,337	376	3,713	109			
54	3,237	388	3,625	110+			
55	3,279	422	3,701	**TOTAL**	158,439	15,567	174,006

* Solo incluye beneficiarios con derecho a pensión

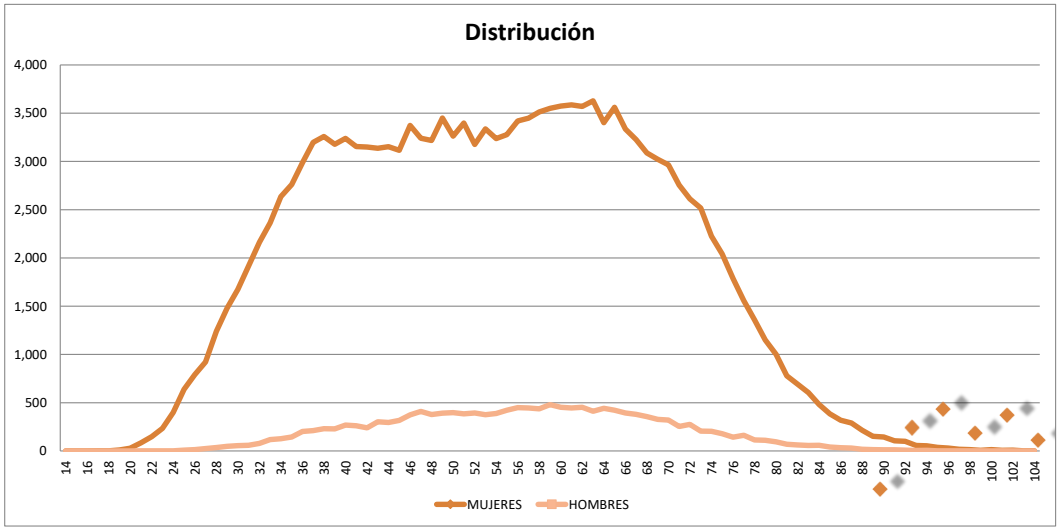

SISTEMA ESTADISTICO
SEGURO DE PENSIONES DERIVADOS DE LA SEGURIDAD SOCIAL

EXPUESTOS EN VIGOR AL CIERRE DE 2020

RIESGOS DE TRABAJO
VIUDEZ
TOTAL MERCADO

EDAD	MUJERES	HOMBRES	TOTAL	EDAD	MUJERES	HOMBRES	TOTAL
0				56	309	4	313
1				57	289	3	292
2				58	295	9	304
3				59	252	8	260
4				60	267	5	272
5				61	274	9	283
6				62	210	15	225
7				63	213	7	220
8				64	170	10	180
9				65	182	8	190
10				66	157	4	161
11				67	124	6	130
12				68	142	5	147
13				69	100	4	104
14				70	94	2	96
15				71	101	1	102
16				72	85	1	86
17				73	80	1	81
18	1		1	74	70	2	72
19	1		1	75	41	4	45
20	6		6	76	35	1	36
21	21		21	77	31	1	32
22	43		43	78	25	2	27
23	54	1	55	79	24	2	26
24	71		71	80	25		25
25	131		131	81	24	2	26
26	118		118	82	13		13
27	145	2	147	83	8		8
28	185	5	190	84	8		8
29	240	4	244	85	7	1	8
30	240	2	242	86	6		6
31	288	3	291	87	4		4
32	326	8	334	88	5		5
33	386	4	390	89	8		8
34	412	6	418	90	6		6
35	427	8	435	91	1		1
36	454	7	461	92	4		4
37	451	13	464	93	1		1
38	482	11	493	94			
39	451	16	467	95			
40	436	7	443	96			
41	449	14	463	97			
42	433	15	448	98			
43	499	9	508	99			
44	460	15	475	100			
45	488	17	505	101			
46	491	13	504	102			
47	434	15	449	103			
48	514	7	521	104			
49	398	9	407	105			
50	417	10	427	106			
51	394	12	406	107			
52	373	9	382	108			
53	320	6	326	109			
54	311	13	324	110+			
55	297	11	308	**TOTAL**	15,337	389	15,726

* Solo incluye beneficiarios con derecho a pensión

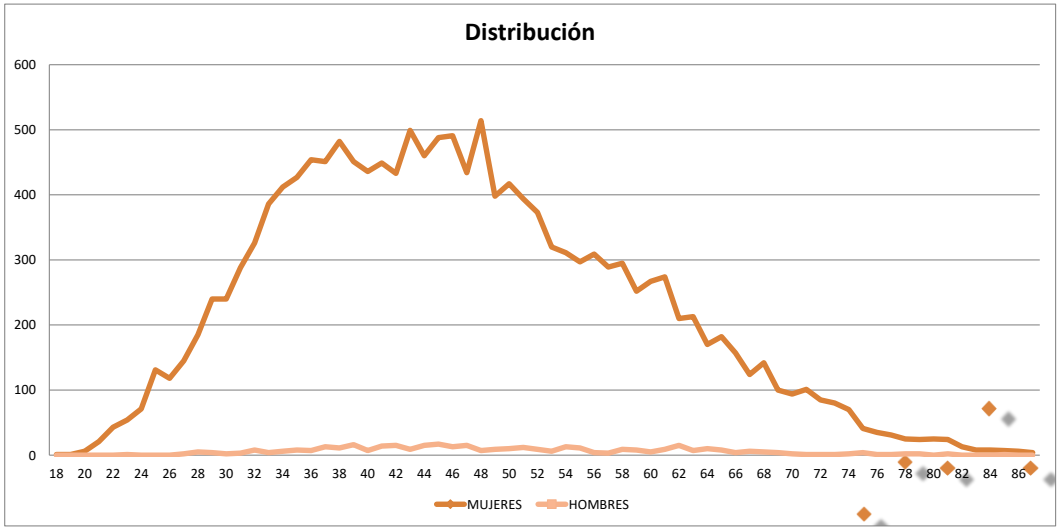

SISTEMA ESTADISTICO
SEGURO DE PENSIONES DERIVADOS DE LA SEGURIDAD SOCIAL

EXPUESTOS EN VIGOR AL CIERRE DE 2020

JUBILACION
VIUDEZ
TOTAL MERCADO

EDAD	MUJERES	HOMBRES	TOTAL	EDAD	MUJERES	HOMBRES	TOTAL
0				56	34	2	36
1				57	51	2	53
2				58	45	3	48
3				59	61	4	65
4				60	77	2	79
5				61	74	5	79
6				62	100		100
7				63	139	2	141
8				64	139	2	141
9				65	138	11	149
10				66	155	5	160
11				67	166	7	173
12				68	190	2	192
13				69	204	3	207
14				70	173	5	178
15				71	198	3	201
16				72	184	7	191
17				73	180	2	182
18				74	159	9	168
19				75	170	3	173
20				76	136	3	139
21				77	104	3	107
22				78	112	4	116
23				79	105	3	108
24				80	77		77
25				81	73	2	75
26				82	44	2	46
27				83	38	3	41
28	1		1	84	32		32
29				85	28	1	29
30				86	18	2	20
31				87	11	1	12
32				88	9	1	10
33				89	7		7
34				90	1	1	2
35				91	2		2
36	1		1	92	1		1
37	3		3	93	4		4
38	1		1	94	1		1
39	1		1	95			
40	2		2	96			
41	2		2	97	1		1
42				98	2		2
43	4		4	99			
44	1	1	2	100			
45	6		6	101	1		1
46	7		7	102	1		1
47	8	1	9	103			
48	13	2	15	104			
49	14	2	16	105			
50	10		10	106			
51	17		17	107			
52	18		18	108			
53	17		17	109			
54	29	1	30	110+			
55	32		32	**TOTAL**	3,632	112	3,744

* Solo incluye beneficiarios con derecho a pensión

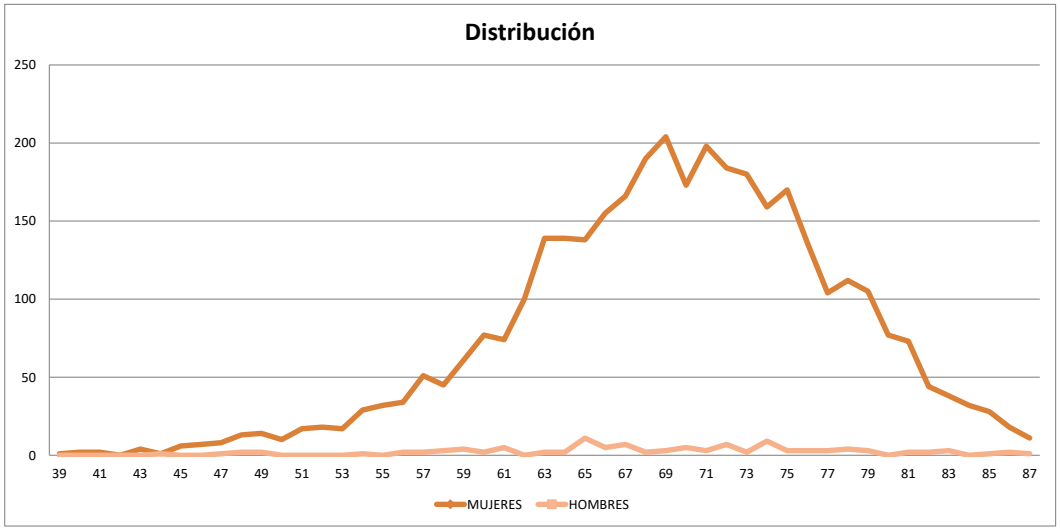

SISTEMA ESTADISTICO
SEGURO DE PENSIONES DERIVADOS DE LA SEGURIDAD SOCIAL

EXPUESTOS EN VIGOR AL CIERRE DE 2020

INVALIDEZ Y VIDA
ORFANDAD
TOTAL MERCADO

EDAD	MUJERES	HOMBRES	TOTAL	EDAD	MUJERES	HOMBRES	TOTAL
0	58	64	122	56	12	8	20
1	242	259	501	57	9	7	16
2	536	498	1,034	58	9	6	15
3	765	830	1,595	59	7	6	13
4	1,098	1,119	2,217	60	10	6	16
5	1,373	1,403	2,776	61	5	3	8
6	1,719	1,757	3,476	62	9	5	14
7	2,118	2,146	4,264	63	5	4	9
8	2,408	2,523	4,931	64	2	3	5
9	2,693	2,861	5,554	65	1	3	4
10	3,123	3,167	6,290	66	3	2	5
11	3,366	3,450	6,816	67	2		2
12	3,779	3,833	7,612	68	2	1	3
13	3,996	3,963	7,959	69	2	3	5
14	3,999	4,183	8,182	70		1	1
15	4,266	4,282	8,548	71			
16	4,298	4,389	8,687	72	2	1	3
17	4,255	4,310	8,565	73	1		1
18	4,308	4,277	8,585	74	1		1
19	4,302	4,396	8,698	75			
20	4,319	4,397	8,716	76	1		1
21	4,250	4,363	8,613	77		1	1
22	4,416	4,548	8,964	78			
23	4,236	4,407	8,643	79			
24	4,335	4,221	8,556	80		1	1
25	13	36	49	81			
26	26	39	65	82			
27	32	51	83	83			
28	27	33	60	84			
29	29	30	59	85			
30	30	36	66	86			
31	22	43	65	87			
32	25	36	61	88			
33	24	28	52	89			
34	33	36	69	90			
35	24	30	54	91			
36	26	41	67	92		1	1
37	47	47	94	93			
38	40	50	90	94			
39	46	47	93	95			
40	49	60	109	96			
41	32	34	66	97			
42	42	44	86	98			
43	35	38	73	99			
44	29	49	78	100			
45	39	36	75	101			
46	28	34	62	102			
47	36	33	69	103			
48	25	33	58	104			
49	25	32	57	105			
50	15	22	37	106			
51	26	31	57	107			
52	20	18	38	108			
53	23	19	42	109			
54	15	11	26	110+			
55	13	12	25	**TOTAL**	75,237	76,797	152,034

* Solo incluye beneficiarios con derecho a pensión

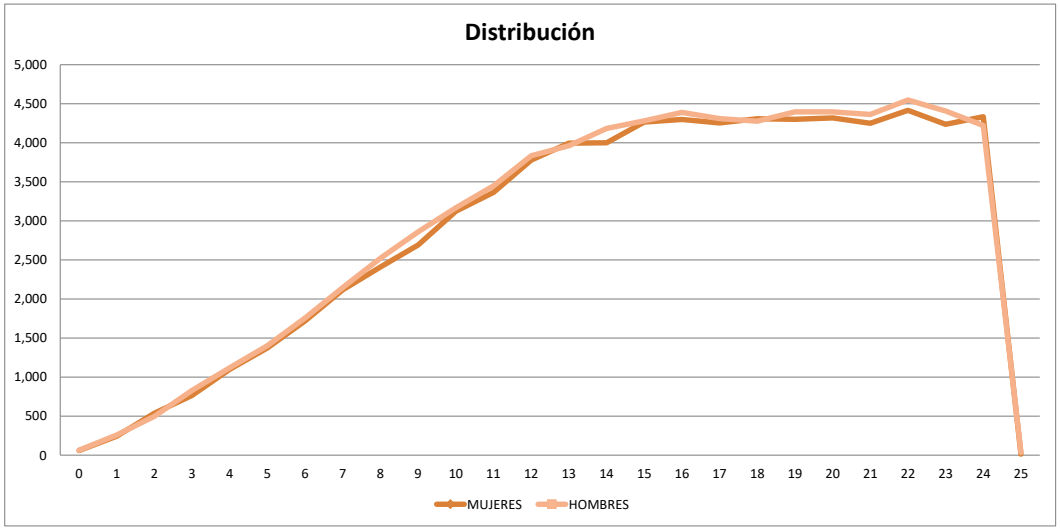

SISTEMA ESTADISTICO
SEGURO DE PENSIONES DERIVADOS DE LA SEGURIDAD SOCIAL

EXPUESTOS EN VIGOR AL CIERRE DE 2020

RIESGOS DE TRABAJO
ORFANDAD
TOTAL MERCADO

EDAD	MUJERES	HOMBRES	TOTAL	EDAD	MUJERES	HOMBRES	TOTAL
0	4	5	9	56			
1	21	25	46	57			
2	60	86	146	58		1	1
3	108	108	216	59			
4	146	132	278	60			
5	162	210	372	61			
6	225	246	471	62			
7	273	306	579	63	1		1
8	326	324	650	64			
9	383	382	765	65			
10	407	413	820	66			
11	403	462	865	67			
12	484	467	951	68			
13	443	520	963	69			
14	502	509	1,011	70			
15	465	518	983	71			
16	513	566	1,079	72			
17	558	546	1,104	73			
18	506	467	973	74			
19	556	535	1,091	75			
20	587	532	1,119	76			
21	592	626	1,218	77			
22	629	674	1,303	78			
23	613	625	1,238	79			
24	550	637	1,187	80			
25	2	3	5	81			
26	2	8	10	82			
27	1	6	7	83			
28	1	4	5	84			
29	4	5	9	85			
30	5	4	9	86			
31	1	2	3	87			
32	1	3	4	88			
33	2	2	4	89			
34	2	1	3	90			
35	2	2	4	91			
36	3	1	4	92			
37	5	6	11	93			
38	2	5	7	94			
39	4		4	95			
40	1	5	6	96			
41		2	2	97			
42	1	3	4	98			
43	1	1	2	99			
44	1	1	2	100			
45	2		2	101			
46		2	2	102			
47	2	1	3	103			
48	1	1	2	104			
49	1	1	2	105			
50	1		1	106			
51	1		1	107			
52				108			
53	1		1	109			
54				110+			
55				**TOTAL**	9,567	9,991	19,558

* Solo incluye beneficiarios con derecho a pensión

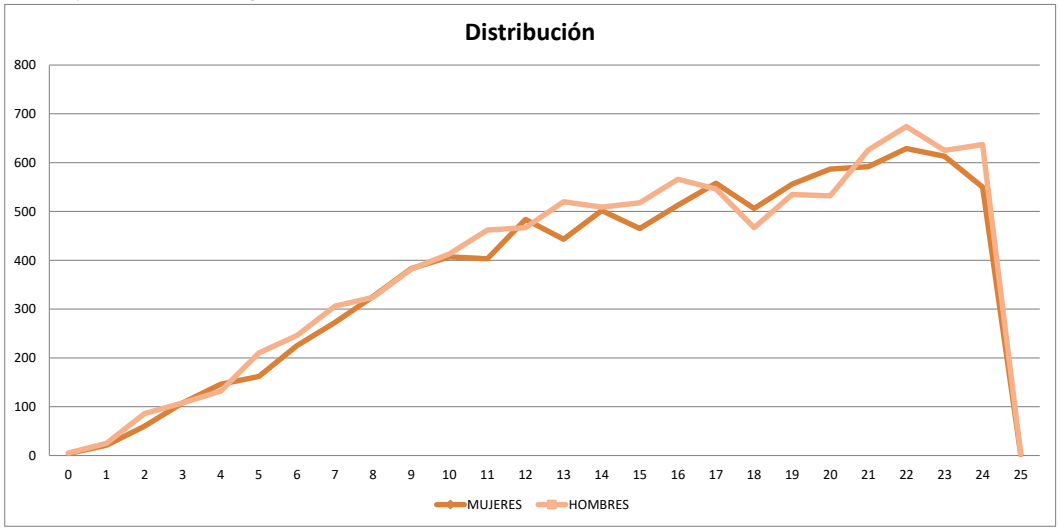

SISTEMA ESTADISTICO
SEGURO DE PENSIONES DERIVADOS DE LA SEGURIDAD SOCIAL

EXPUESTOS EN VIGOR AL CIERRE DE 2020

JUBILACION
ORFANDAD
TOTAL MERCADO

EDAD	MUJERES	HOMBRES	TOTAL	EDAD	MUJERES	HOMBRES	TOTAL
0				56		1	1
1				57	1		1
2				58	1	2	3
3	1		1	59	1		1
4		1	1	60	1		1
5				61		2	2
6	1		1	62			
7		1	1	63	1		1
8	1		1	64			
9	3	1	4	65			
10	1	2	3	66			
11	2	5	7	67			
12	5	2	7	68			
13	4	4	8	69	1		1
14	2	6	8	70			
15	11	4	15	71			
16	3	3	6	72			
17	5	9	14	73			
18	9	7	16	74			
19	10	4	14	75			
20	5	13	18	76			
21	11	5	16	77			
22	10	8	18	78			
23	11	8	19	79			
24	14	8	22	80			
25				81			
26	3		3	82			
27	2		2	83			
28				84			
29		1	1	85			
30	2		2	86			
31		2	2	87			
32	1	1	2	88			
33	1	1	2	89			
34		4	4	90			
35				91			
36	2	1	3	92			
37	1	1	2	93			
38	1	3	4	94			
39	1	2	3	95			
40		1	1	96			
41				97			
42				98			
43	2		2	99			
44	1		1	100			
45				101			
46	3	2	5	102			
47		3	3	103			
48	1	4	5	104			
49		2	2	105			
50	3	1	4	106			
51	2	1	3	107			
52	1	3	4	108			
53		1	1	109			
54		1	1	110+			
55	1		1	**TOTAL**	143	131	274

* Solo incluye beneficiarios con derecho a pensión

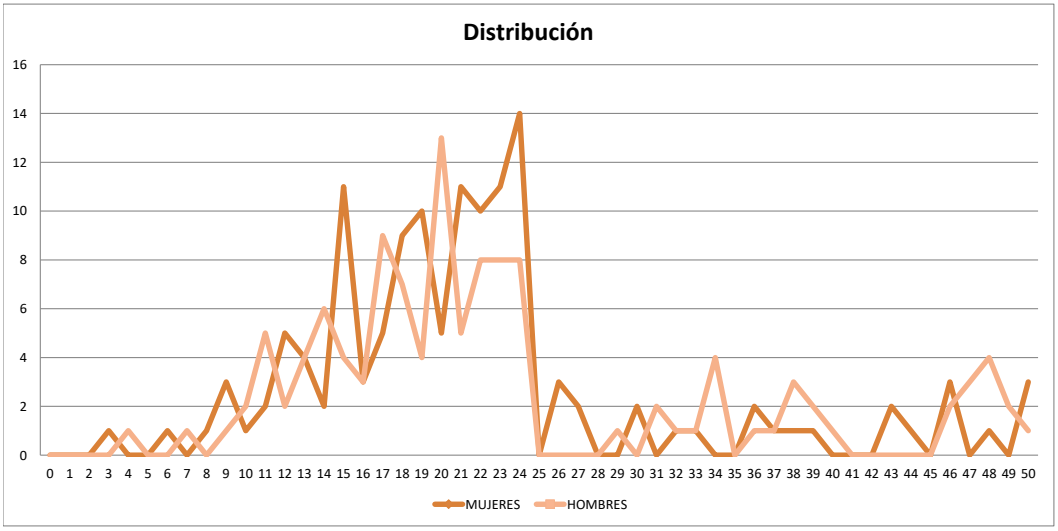

SISTEMA ESTADISTICO
SEGURO DE PENSIONES DERIVADOS DE LA SEGURIDAD SOCIAL

EXPUESTOS EN VIGOR AL CIERRE DE 2020

INVALIDEZ Y VIDA
ASCENDENCIA
TOTAL MERCADO

EDAD	MUJERES	HOMBRES	TOTAL	EDAD	MUJERES	HOMBRES	TOTAL
0				56	642	198	840
1				57	761	229	990
2				58	777	237	1,014
3				59	835	272	1,107
4				60	890	297	1,187
5				61	893	342	1,235
6				62	857	356	1,213
7				63	859	380	1,239
8				64	893	370	1,263
9				65	850	413	1,263
10				66	833	373	1,206
11				67	769	352	1,121
12				68	703	344	1,047
13				69	758	373	1,131
14				70	683	389	1,072
15				71	633	378	1,011
16				72	586	341	927
17				73	600	328	928
18				74	535	319	854
19				75	539	271	810
20				76	425	251	676
21				77	412	257	669
22				78	432	265	697
23				79	379	228	607
24				80	358	218	576
25				81	282	179	461
26				82	269	167	436
27				83	270	130	400
28				84	249	147	396
29				85	197	143	340
30				86	157	96	253
31				87	141	93	234
32				88	144	76	220
33	1		1	89	113	64	177
34				90	122	64	186
35				91	73	48	121
36				92	71	41	112
37				93	64	30	94
38				94	48	18	66
39	1	1	2	95	40	21	61
40	2		2	96	21	11	32
41	5		5	97	27	15	42
42	15	1	16	98	14	14	28
43	35	2	37	99	12	3	15
44	42	5	47	100	15	4	19
45	70	9	79	101	4	1	5
46	94	20	114	102	5	3	8
47	131	21	152	103	5	3	8
48	182	31	213	104	1	2	3
49	208	39	247	105	3	2	5
50	284	55	339	106	1	1	2
51	306	85	391	107	3	1	4
52	403	81	484	108		1	1
53	441	110	551	109			
54	571	135	706	110+	2	2	4
55	602	181	783	**TOTAL**	22,648	9,937	32,585

* Solo incluye beneficiarios con derecho a pensión

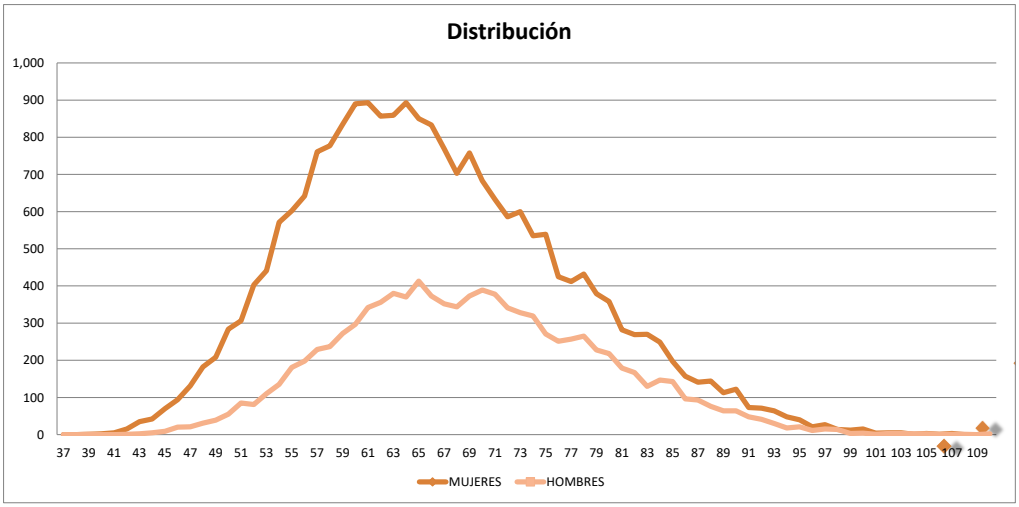

SISTEMA ESTADISTICO
SEGURO DE PENSIONES DERIVADOS DE LA SEGURIDAD SOCIAL

EXPUESTOS EN VIGOR AL CIERRE DE 2020

RIESGOS DE TRABAJO
ASCENDENCIA
TOTAL MERCADO

EDAD	MUJERES	HOMBRES	TOTAL	EDAD	MUJERES	HOMBRES	TOTAL
0				56	145	52	197
1				57	151	56	207
2				58	152	66	218
3				59	164	62	226
4				60	154	75	229
5				61	138	85	223
6				62	140	76	216
7				63	187	91	278
8				64	129	93	222
9				65	160	80	240
10				66	140	91	231
11				67	116	85	201
12				68	116	79	195
13				69	96	59	155
14				70	102	78	180
15				71	83	53	136
16				72	70	61	131
17				73	75	59	134
18				74	59	43	102
19				75	53	50	103
20				76	70	40	110
21				77	44	40	84
22				78	47	33	80
23				79	37	33	70
24				80	35	42	77
25				81	31	22	53
26				82	30	22	52
27				83	19	24	43
28				84	14	18	32
29				85	12	17	29
30				86	10	8	18
31				87	10	11	21
32				88	6	11	17
33				89	5	2	7
34				90	6	8	14
35				91	5	4	9
36				92	2		2
37				93	5	1	6
38	1		1	94	6	2	8
39	5		5	95	2	1	3
40	7		7	96	1		1
41	7	1	8	97			
42	14	1	15	98	1	1	2
43	14	4	18	99		1	1
44	25	2	27	100	1		1
45	28	4	32	101	1		1
46	40	10	50	102			
47	46	10	56	103			
48	54	15	69	104			
49	64	16	80	105		1	1
50	71	17	88	106			
51	79	26	105	107			
52	70	26	96	108			
53	84	25	109	109			
54	114	47	161	110+			
55	128	42	170	**TOTAL**	3,681	1,982	5,663

* Solo incluye beneficiarios con derecho a pensión

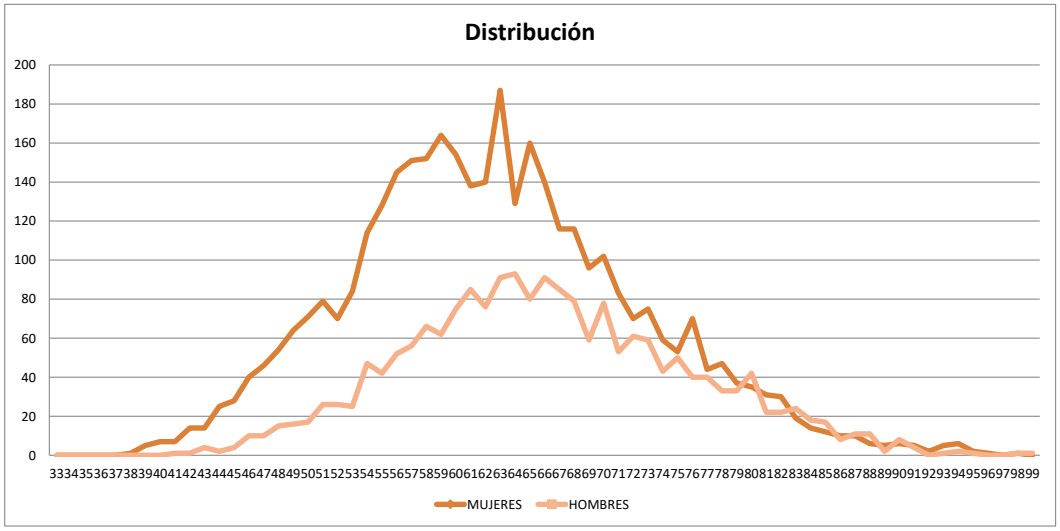

SISTEMA ESTADISTICO
SEGURO DE PENSIONES DERIVADOS DE LA SEGURIDAD SOCIAL

EXPUESTOS EN VIGOR AL CIERRE DE 2020

JUBILACION
ASCENDENCIA
TOTAL MERCADO

EDAD	MUJERES	HOMBRES	TOTAL	EDAD	MUJERES	HOMBRES	TOTAL
0				56			
1				57			
2				58			
3				59			
4				60			
5				61			
6				62			
7				63			
8				64			
9				65			
10				66			
11				67			
12				68			
13				69			
14				70			
15				71			
16				72			
17				73	1		1
18				74			
19				75			
20				76			
21				77	2		2
22				78	1		1
23				79			
24				80		1	1
25				81	2		2
26				82	1		1
27				83	2	2	4
28				84		1	1
29				85		4	4
30				86		1	1
31				87	3		3
32				88	3	1	4
33				89	2	3	5
34				90	4		4
35				91	1		1
36				92		1	1
37				93	1	1	2
38				94		1	1
39				95	2	3	5
40				96	2		2
41				97	1	1	2
42				98	1	1	2
43				99	2	1	3
44				100	1	1	2
45				101			
46				102	2		2
47				103			
48				104			
49				105	1		1
50				106			
51				107			
52				108	1		1
53				109	2		2
54				110+	2	1	3
55				**TOTAL**	40	24	64

* Solo incluye beneficiarios con derecho a pensión

SISTEMA ESTADISTICO
SEGURO DE PENSIONES DERIVADOS DE LA SEGURIDAD SOCIAL

FALLECIMIENTOS AL CIERRE DE 2020

TODOS LOS RAMOS
TODOS LOS PENSIONADOS
TOTAL MERCADO

EDAD	MUJERES	HOMBRES	TOTAL	EDAD	MUJERES	HOMBRES	TOTAL
0				56	66	62	128
1				57	62	77	139
2				58	63	71	134
3	1		1	59	86	74	160
4				60	83	90	173
5		2	2	61	89	75	164
6				62	100	89	189
7		2	2	63	83	86	169
8	1		1	64	89	100	189
9	1	2	3	65	71	117	188
10		3	3	66	111	100	211
11	1		1	67	101	120	221
12		1	1	68	119	95	214
13		4	4	69	106	116	222
14				70	110	112	222
15	1	1	2	71	95	102	197
16	2	4	6	72	135	104	239
17	2	6	8	73	107	101	208
18	4	7	11	74	94	100	194
19	3	11	14	75	88	100	188
20	6	16	22	76	110	100	210
21	5	11	16	77	100	107	207
22	6	13	19	78	94	82	176
23	7	16	23	79	79	85	164
24	5	6	11	80	79	67	146
25	2	4	6	81	63	58	121
26	3	6	9	82	58	42	100
27	3	6	9	83	66	39	105
28	10	11	21	84	60	38	98
29	8	12	20	85	55	37	92
30	8	16	24	86	34	45	79
31	13	19	32	87	35	30	65
32	14	17	31	88	39	20	59
33	10	21	31	89	38	16	54
34	15	24	39	90	37	21	58
35	14	26	40	91	19	17	36
36	27	40	67	92	22	11	33
37	21	45	66	93	23	11	34
38	23	44	67	94	17	9	26
39	23	69	92	95	13	7	20
40	25	49	74	96	10	7	17
41	32	50	82	97	12	6	18
42	33	47	80	98	4	5	9
43	25	33	58	99	4	4	8
44	21	47	68	100	3	2	5
45	28	40	68	101	2	1	3
46	29	37	66	102	4		4
47	32	33	65	103			
48	23	48	71	104		2	2
49	31	44	75	105			
50	38	43	81	106			
51	46	39	85	107	1		1
52	32	43	75	108	2		2
53	45	46	91	109			
54	53	59	112	110+	1	1	2
55	51	67	118	**TOTAL**	3,725	3,951	7,676

* Solo incluye beneficiarios con derecho a pensión

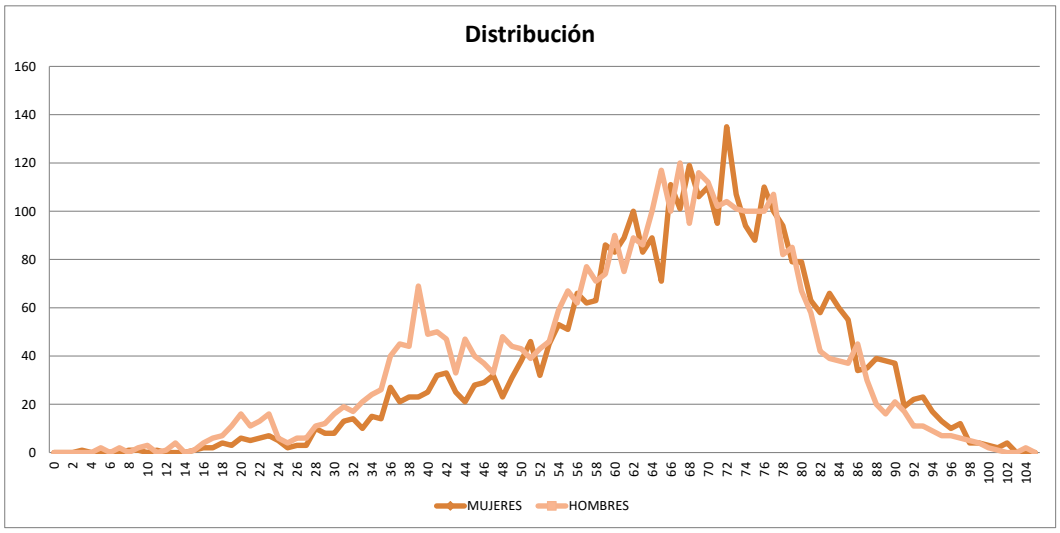

SISTEMA ESTADISTICO
SEGURO DE PENSIONES DERIVADOS DE LA SEGURIDAD SOCIAL

FALLECIMIENTOS AL CIERRE DE 2020

INVALIDEZ Y VIDA
INVALIDOS
TOTAL MERCADO

EDAD	MUJERES	HOMBRES	TOTAL	EDAD	MUJERES	HOMBRES	TOTAL
0				56	16	34	50
1				57	16	41	57
2				58	16	43	59
3				59	16	41	57
4				60	19	46	65
5				61	16	46	62
6				62	20	46	66
7				63	19	42	61
8				64	13	57	70
9				65	9	66	75
10				66	18	46	64
11				67	22	56	78
12				68	17	45	62
13				69	18	64	82
14				70	18	58	76
15				71	11	54	65
16				72	22	57	79
17				73	11	55	66
18				74	12	48	60
19				75	11	57	68
20				76	14	59	73
21				77	10	68	78
22				78	10	46	56
23		1	1	79	14	44	58
24		1	1	80	7	37	44
25	1	1	2	81	8	24	32
26	1	3	4	82	2	27	29
27		4	4	83	4	18	22
28	5	4	9	84	3	18	21
29	6	9	15	85	2	15	17
30	7	13	20	86		18	18
31	10	15	25	87	2	13	15
32	13	14	27	88	1	8	9
33	8	15	23	89	2	5	7
34	11	22	33	90	3	9	12
35	13	21	34	91	1	9	10
36	19	31	50	92		4	4
37	19	35	54	93	1	7	8
38	17	33	50	94	2	3	5
39	20	57	77	95		2	2
40	18	39	57	96	1	2	3
41	23	38	61	97	1	1	2
42	22	36	58	98			
43	14	21	35	99		2	2
44	14	38	52	100			
45	18	31	49	101			
46	21	23	44	102			
47	15	26	41	103			
48	14	37	51	104			
49	15	31	46	105			
50	16	30	46	106			
51	22	29	51	107			
52	10	30	40	108			
53	17	28	45	109			
54	18	43	61	110+			
55	15	49	64	**TOTAL**	830	2,249	3,079

* Solo incluye beneficiarios con derecho a pensión

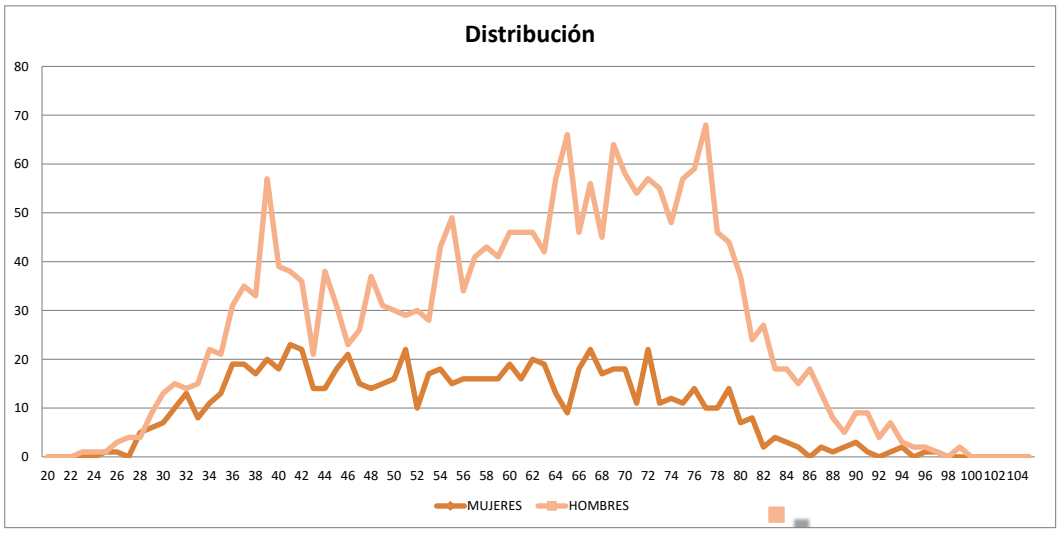

SISTEMA ESTADISTICO
SEGURO DE PENSIONES DERIVADOS DE LA SEGURIDAD SOCIAL

FALLECIMIENTOS AL CIERRE DE 2020

RIESGOS DE TRABAJO
INCAPACITADOS
TOTAL MERCADO

EDAD	MUJERES	HOMBRES	TOTAL	EDAD	MUJERES	HOMBRES	TOTAL
0				56	3	10	13
1				57	4	12	16
2				58	4	8	12
3				59	2	8	10
4				60	2	9	11
5				61	3	4	7
6				62	1	7	8
7				63	1	6	7
8				64	1	10	11
9				65	1	11	12
10				66	1	7	8
11				67	4	11	15
12				68	4	7	11
13				69	1	6	7
14				70	1	12	13
15				71	1	10	11
16				72	1	9	10
17				73	1	11	12
18				74	1	7	8
19				75	1	6	7
20				76	2	9	11
21	1		1	77	1	4	5
22				78	1	7	8
23		1	1	79	1	10	11
24				80	1	3	4
25				81		6	6
26		2	2	82		3	3
27		2	2	83	2	3	5
28		6	6	84	1	2	3
29		2	2	85		3	3
30		1	1	86		1	1
31		3	3	87			
32		3	3	88	1	1	2
33		5	5	89		1	1
34		1	1	90			
35		5	5	91			
36		7	7	92		1	1
37		8	8	93	1		1
38	2	8	10	94			
39	1	10	11	95			
40	1	8	9	96		1	1
41		10	10	97			
42	3	9	12	98			
43	1	7	8	99			
44	1	7	8	100			
45	1	6	7	101			
46		10	10	102			
47	2	6	8	103			
48	1	6	7	104		1	1
49	1	5	6	105			
50	2	8	10	106			
51	1	6	7	107			
52	2	7	9	108			
53		6	6	109			
54	2	5	7	110+			
55	3	8	11	**TOTAL**	74	405	479

* Solo incluye beneficiarios con derecho a pensión

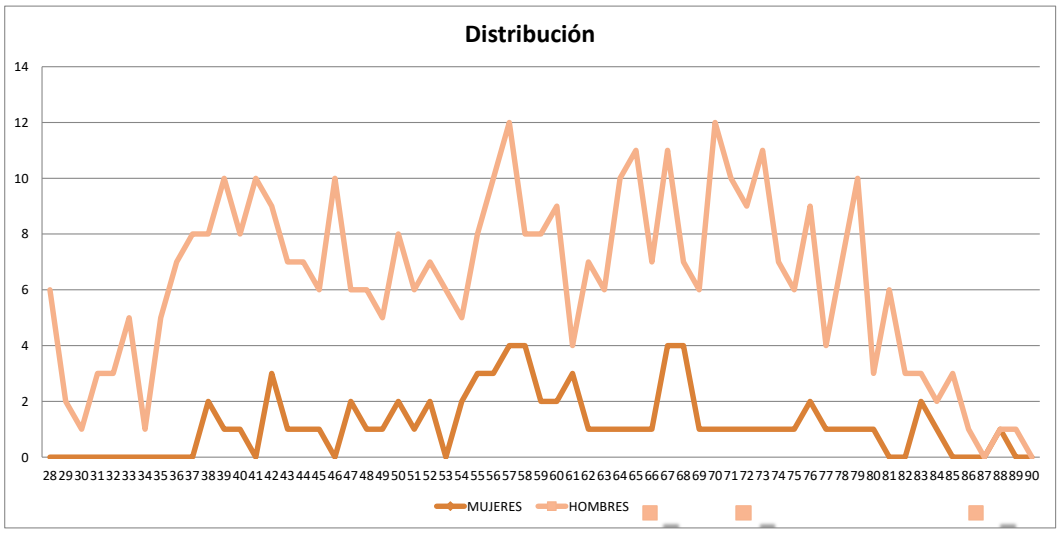

SISTEMA ESTADISTICO
SEGURO DE PENSIONES DERIVADOS DE LA SEGURIDAD SOCIAL

FALLECIMIENTOS AL CIERRE DE 2020

JUBILACION
JUBILADOS
TOTAL MERCADO

EDAD	MUJERES	HOMBRES	TOTAL	EDAD	MUJERES	HOMBRES	TOTAL
0				56	2	3	5
1				57	4	12	16
2				58	1	8	9
3				59	4	10	14
4				60	5	13	18
5				61	6	11	17
6				62	8	13	21
7				63	4	15	19
8				64	5	17	22
9				65	2	17	19
10				66	2	21	23
11				67	4	24	28
12				68	5	17	22
13				69		13	13
14				70	3	18	21
15				71	3	12	15
16				72	8	12	20
17				73	2	12	14
18				74		11	11
19				75		6	6
20				76	3	8	11
21				77	1	4	5
22				78		6	6
23				79	1	10	11
24				80		5	5
25				81	1	5	6
26				82		1	1
27				83	3	2	5
28				84		2	2
29				85	1	1	2
30				86		2	2
31				87		3	3
32				88		4	4
33				89		2	2
34				90		1	1
35				91	1		1
36				92	1	1	2
37				93	1	1	2
38				94		1	1
39				95		1	1
40				96			
41				97			
42				98		1	1
43				99		1	1
44				100			
45				101			
46				102			
47				103			
48				104		1	1
49				105			
50				106			
51				107			
52				108			
53	1	2	3	109			
54	2	4	6	110+			
55	2	2	4	**TOTAL**	86	336	422

* Solo incluye beneficiarios con derecho a pensión

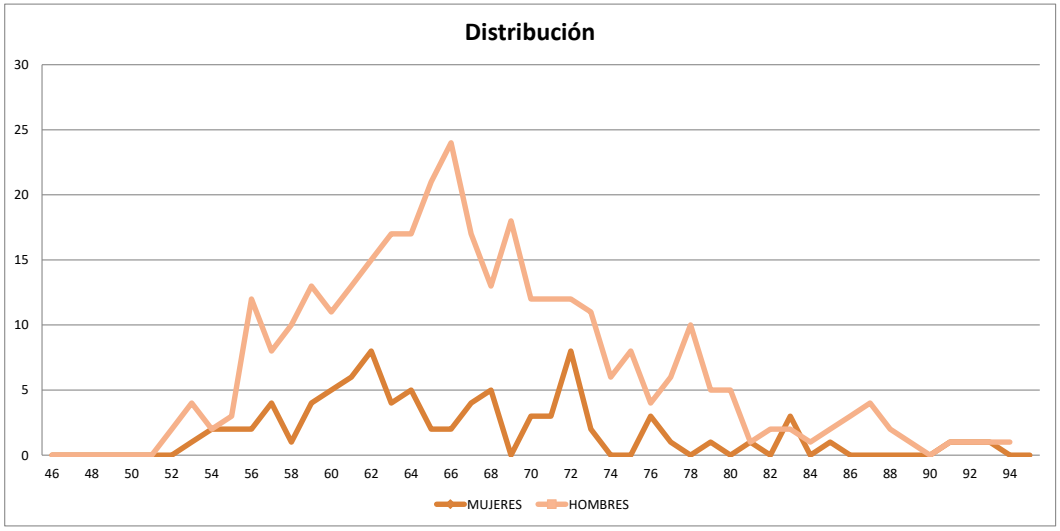

SISTEMA ESTADISTICO
SEGURO DE PENSIONES DERIVADOS DE LA SEGURIDAD SOCIAL

FALLECIMIENTOS AL CIERRE DE 2020

INVALIDEZ Y VIDA
VIUDEZ
TOTAL MERCADO

EDAD	MUJERES	HOMBRES	TOTAL	EDAD	MUJERES	HOMBRES	TOTAL
0				56	32	9	41
1				57	33	7	40
2				58	29	7	36
3				59	55	7	62
4				60	36	12	48
5				61	46	8	54
6				62	46	11	57
7				63	43	7	50
8				64	51	3	54
9				65	34	9	43
10				66	69	7	76
11				67	48	15	63
12				68	56	9	65
13				69	58	11	69
14				70	66	13	79
15				71	51	12	63
16				72	84	10	94
17				73	66	7	73
18				74	58	11	69
19				75	57	7	64
20				76	63	11	74
21				77	62	9	71
22				78	58	7	65
23	1		1	79	46	7	53
24				80	54	3	57
25				81	30	4	34
26	1		1	82	36	4	40
27	2		2	83	36	5	41
28	2		2	84	35	5	40
29		1	1	85	34	6	40
30	1	1	2	86	19	3	22
31	3	1	4	87	21	3	24
32	1		1	88	26		26
33	2		2	89	28	2	30
34	4		4	90	14	3	17
35	1		1	91	7	2	9
36	7	1	8	92	11		11
37	1	1	2	93	10	2	12
38	4	3	7	94	7		7
39	2	1	3	95	5	1	6
40	4	1	5	96	4		4
41	8	2	10	97	4		4
42	7	2	9	98	1	1	2
43	9	2	11	99	2		2
44	4	2	6	100			
45	8	3	11	101			
46	7	3	10	102	3		3
47	14	1	15	103			
48	5	5	10	104			
49	13	4	17	105			
50	15	2	17	106			
51	15	2	17	107			
52	18	5	23	108			
53	23	6	29	109			
54	27	5	32	110+			
55	24	7	31	**TOTAL**	1,867	321	2,188

* Solo incluye beneficiarios con derecho a pensión

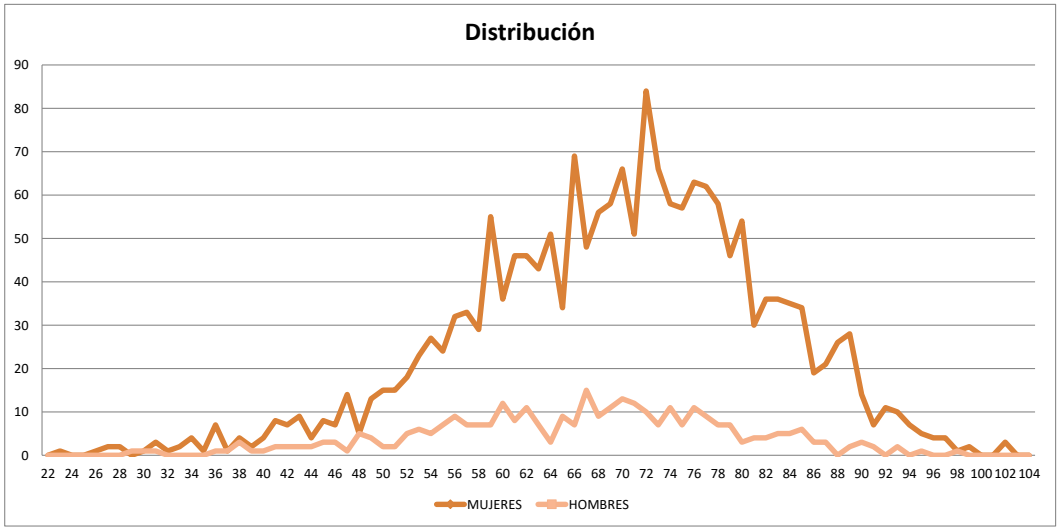

SISTEMA ESTADISTICO
SEGURO DE PENSIONES DERIVADOS DE LA SEGURIDAD SOCIAL

FALLECIMIENTOS AL CIERRE DE 2020

RIESGOS DE TRABAJO
VIUDEZ
TOTAL MERCADO

EDAD	MUJERES	HOMBRES	TOTAL	EDAD	MUJERES	HOMBRES	TOTAL
0				56	4		4
1				57	1		1
2				58	2		2
3				59	1		1
4				60	4		4
5				61	2		2
6				62	5		5
7				63	2		2
8				64	5		5
9				65	7		7
10				66	1		1
11				67	3		3
12				68	7		7
13				69	3		3
14				70			
15				71	1		1
16				72	3		3
17				73	1		1
18				74	3		3
19				75			
20				76	1		1
21				77	1	2	3
22				78	2		2
23	1		1	79	1		1
24				80	1		1
25				81	1		1
26	1		1	82	2		2
27				83	1		1
28	1		1	84	2		2
29				85	3		3
30				86			
31				87			
32				88	1		1
33				89			
34				90	1		1
35				91			
36				92			
37	1		1	93			
38				94			
39				95			
40	2		2	96			
41				97			
42				98			
43				99			
44				100			
45	1		1	101			
46	1		1	102			
47	1		1	103			
48	1		1	104			
49				105			
50	3		3	106			
51	6		6	107			
52				108			
53		1	1	109			
54	1		1	110+			
55	2		2	**TOTAL**	94	3	97

* Solo incluye beneficiarios con derecho a pensión

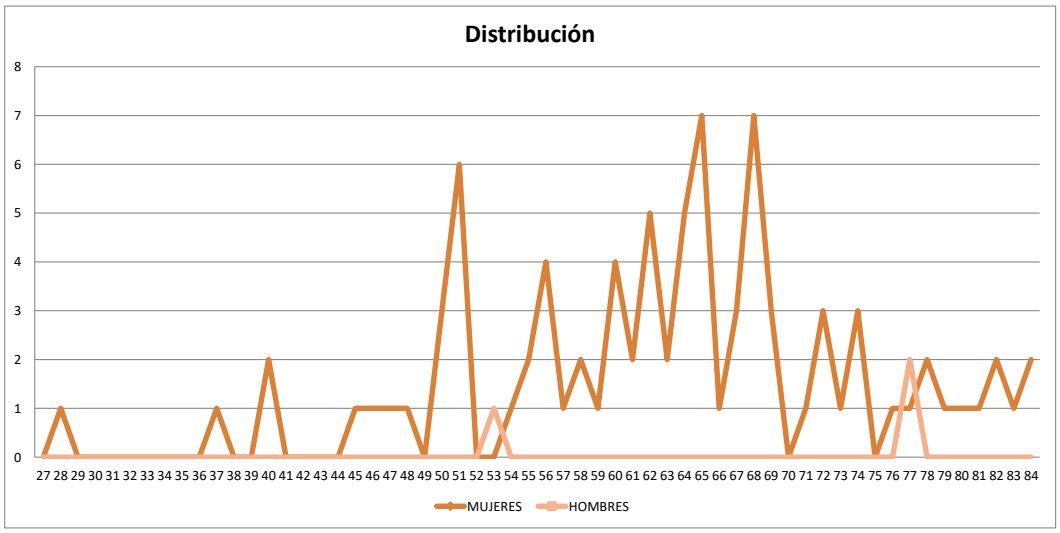

SISTEMA ESTADISTICO
SEGURO DE PENSIONES DERIVADOS DE LA SEGURIDAD SOCIAL

FALLECIMIENTOS AL CIERRE DE 2020

JUBILACION
VIUDEZ
TOTAL MERCADO

EDAD	MUJERES	HOMBRES	TOTAL	EDAD	MUJERES	HOMBRES	TOTAL
0				56			
1				57			
2				58	1		1
3				59	1		1
4				60	1		1
5				61	2		2
6				62		1	1
7				63	1		1
8				64	1		1
9				65	1		1
10				66	3		3
11				67	4		4
12				68	4		4
13				69	1		1
14				70	2		2
15				71	1		1
16				72	1		1
17				73	7		7
18				74	5	1	6
19				75	1		1
20				76	5		5
21				77	2		2
22				78	3		3
23				79	3		3
24				80	1		1
25				81	1		1
26				82	1		1
27				83			
28				84	1		1
29				85			
30				86	2		2
31				87	1		1
32				88			
33				89			
34				90			
35				91			
36				92			
37				93	1		1
38				94			
39				95			
40				96			
41				97			
42				98			
43				99			
44				100			
45				101	1		1
46				102			
47				103			
48	1		1	104			
49				105			
50				106			
51				107			
52				108			
53				109			
54				110+			
55	1		1	**TOTAL**	61	2	63

* Solo incluye beneficiarios con derecho a pensión

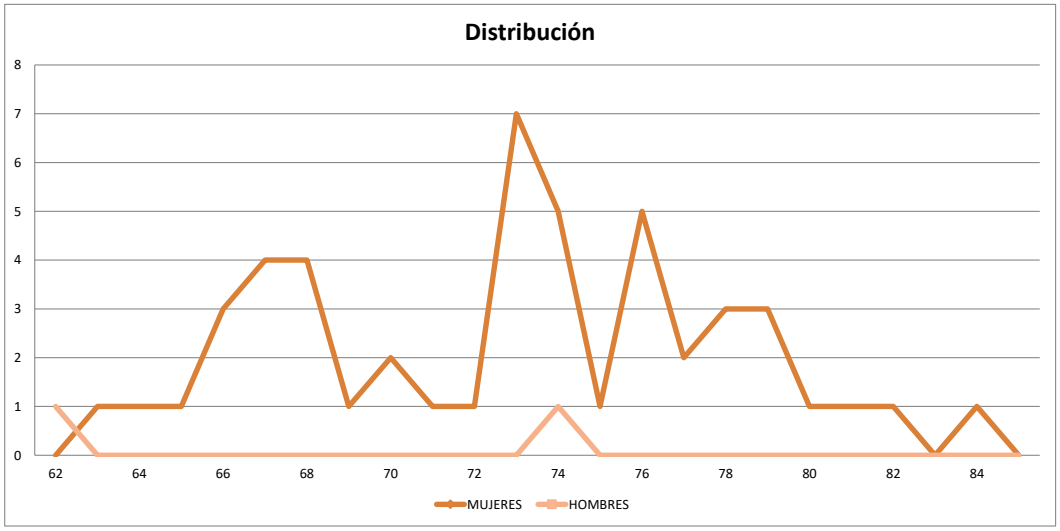

SISTEMA ESTADISTICO
SEGURO DE PENSIONES DERIVADOS DE LA SEGURIDAD SOCIAL

FALLECIMIENTOS AL CIERRE DE 2020

INVALIDEZ Y VIDA
ORFANDAD
TOTAL MERCADO

EDAD	MUJERES	HOMBRES	TOTAL	EDAD	MUJERES	HOMBRES	TOTAL
0				56	1		1
1				57			
2				58			
3	1		1	59		1	1
4				60	1	1	2
5		2	2	61		1	1
6				62			
7		2	2	63	1		1
8	1		1	64	1		1
9	1	1	2	65			
10		2	2	66			
11	1		1	67			
12				68			
13		4	4	69			
14				70	1		1
15	1		1	71			
16	2	4	6	72			
17	2	6	8	73			
18	3	7	10	74	1		1
19	3	8	11	75			
20	4	16	20	76			
21	3	9	12	77			
22	4	11	15	78			
23	3	14	17	79			
24	5	5	10	80			
25	1	1	2	81			
26		1	1	82			
27	1		1	83			
28	2	1	3	84			
29	2		2	85			
30		1	1	86			
31				87			
32				88			
33				89			
34		1	1	90			
35				91			
36	1	1	2	92			
37		1	1	93			
38				94			
39		1	1	95			
40				96			
41	1		1	97			
42	1		1	98			
43	1	3	4	99			
44	2		2	100			
45				101			
46		1	1	102			
47				103			
48	1		1	104			
49	2	3	5	105			
50	1		1	106			
51		1	1	107			
52				108			
53				109			
54				110+			
55	1		1	**TOTAL**	57	110	167

* Solo incluye beneficiarios con derecho a pensión

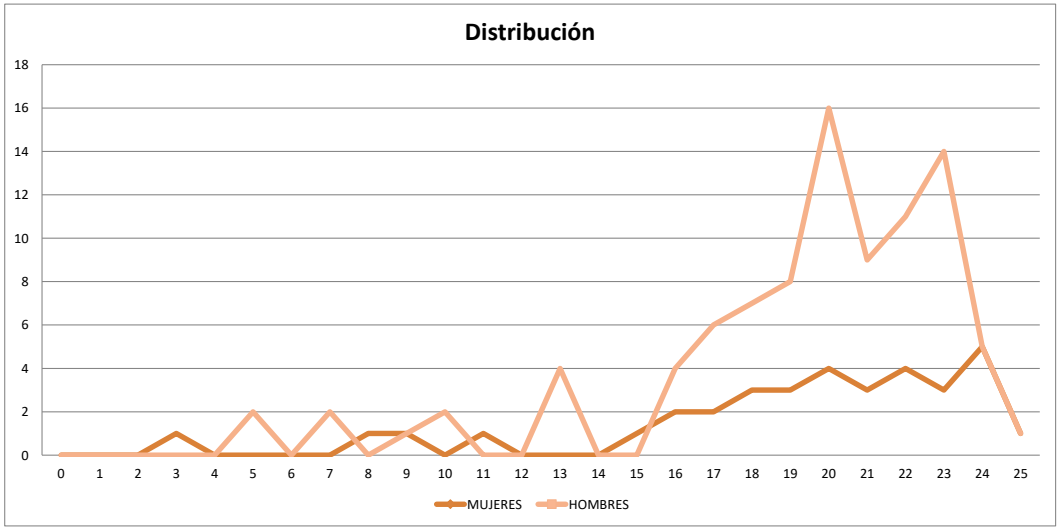

SISTEMA ESTADISTICO
SEGURO DE PENSIONES DERIVADOS DE LA SEGURIDAD SOCIAL

FALLECIMIENTOS AL CIERRE DE 2020

RIESGOS DE TRABAJO
ORFANDAD
TOTAL MERCADO

EDAD	MUJERES	HOMBRES	TOTAL	EDAD	MUJERES	HOMBRES	TOTAL
0				56			
1				57			
2				58			
3				59			
4				60			
5				61			
6				62			
7				63			
8				64			
9		1	1	65			
10		1	1	66			
11				67			
12		1	1	68			
13				69			
14				70			
15		1	1	71			
16				72			
17				73			
18	1		1	74			
19		3	3	75			
20	2		2	76			
21	1	2	3	77			
22	2	2	4	78			
23	2		2	79			
24				80			
25		2	2	81			
26				82			
27				83			
28				84			
29				85			
30				86			
31				87			
32				88			
33		1	1	89			
34				90			
35				91			
36				92			
37				93			
38				94			
39				95			
40		1	1	96			
41				97			
42				98			
43				99			
44				100			
45				101			
46				102			
47				103			
48				104			
49				105			
50				106			
51				107			
52				108			
53				109			
54				110+			
55				**TOTAL**	8	15	23

* Solo incluye beneficiarios con derecho a pensión

SISTEMA ESTADISTICO
SEGURO DE PENSIONES DERIVADOS DE LA SEGURIDAD SOCIAL

FALLECIMIENTOS AL CIERRE DE 2020

JUBILACION
ORFANDAD
TOTAL MERCADO

EDAD	MUJERES	HOMBRES	TOTAL	EDAD	MUJERES	HOMBRES	TOTAL
0				56			
1				57			
2				58			
3				59			
4				60			
5				61			
6				62			
7				63			
8				64			
9				65			
10				66			
11				67			
12				68			
13				69			
14				70			
15				71			
16				72			
17				73			
18				74			
19				75			
20				76			
21				77			
22				78			
23				79			
24				80			
25				81			
26				82			
27				83			
28				84			
29				85			
30				86			
31				87			
32				88			
33				89			
34				90			
35				91			
36				92			
37				93			
38				94			
39				95			
40				96			
41				97			
42				98			
43				99			
44				100			
45				101			
46				102			
47				103			
48				104			
49				105			
50		1	1	106			
51				107			
52				108			
53				109			
54				110+			
55				**TOTAL**		1	1

* Solo incluye beneficiarios con derecho a pensión

SISTEMA ESTADISTICO
SEGURO DE PENSIONES DERIVADOS DE LA SEGURIDAD SOCIAL

FALLECIMIENTOS AL CIERRE DE 2020

INVALIDEZ Y VIDA
ASCENDENCIA
TOTAL MERCADO

EDAD	MUJERES	HOMBRES	TOTAL	EDAD	MUJERES	HOMBRES	TOTAL
0				56	7	5	12
1				57	4	4	8
2				58	7	2	9
3				59	6	6	12
4				60	13	6	19
5				61	12	5	17
6				62	13	11	24
7				63	10	14	24
8				64	9	10	19
9				65	15	13	28
10				66	15	16	31
11				67	16	11	27
12				68	25	11	36
13				69	20	21	41
14				70	18	11	29
15				71	21	12	33
16				72	15	12	27
17				73	16	16	32
18				74	14	18	32
19				75	18	20	38
20				76	20	10	30
21				77	22	18	40
22				78	20	15	35
23				79	11	13	24
24				80	12	18	30
25				81	21	17	38
26				82	16	6	22
27				83	17	11	28
28				84	18	10	28
29				85	15	9	24
30				86	13	17	30
31				87	10	10	20
32				88	8	7	15
33				89	7	6	13
34				90	16	7	23
35				91	9	6	15
36				92	9	5	14
37				93	9	1	10
38				94	8	5	13
39				95	8	3	11
40				96	5	4	9
41				97	7	4	11
42				98	3	2	5
43				99	2	1	3
44				100	3	2	5
45				101	1	1	2
46				102	1		1
47				103			
48				104			
49		1	1	105			
50	1	1	2	106			
51	2	1	3	107	1		1
52	2	1	3	108	2		2
53	4	1	5	109			
54	3	2	5	110+	1	1	2
55	3	1	4	**TOTAL**	584	441	1,025

* Solo incluye beneficiarios con derecho a pensión

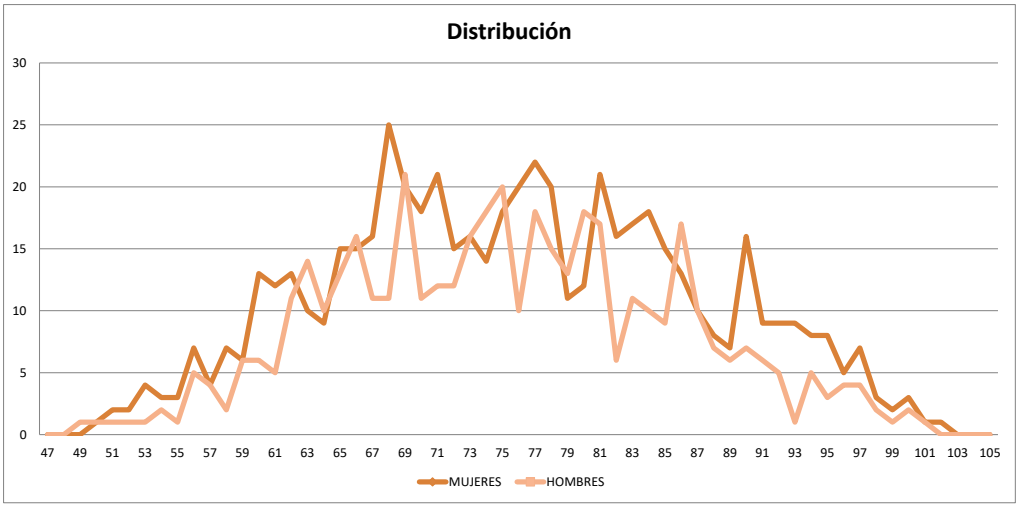

SISTEMA ESTADISTICO
SEGURO DE PENSIONES DERIVADOS DE LA SEGURIDAD SOCIAL

FALLECIMIENTOS AL CIERRE DE 2020

RIESGOS DE TRABAJO
ASCENDENCIA
TOTAL MERCADO

EDAD	MUJERES	HOMBRES	TOTAL	EDAD	MUJERES	HOMBRES	TOTAL
0				56	1	1	2
1				57		1	1
2				58	3	3	6
3				59	1	1	2
4				60	2	3	5
5				61	2		2
6				62	7		7
7				63	2	2	4
8				64	3	3	6
9				65	2	1	3
10				66	2	3	5
11				67		3	3
12				68	1	6	7
13				69	5	1	6
14				70	1		1
15				71	6	2	8
16				72	1	4	5
17				73	3		3
18				74		4	4
19				75		4	4
20				76	2	3	5
21				77	1	2	3
22				78		1	1
23				79	2	1	3
24				80	3	1	4
25				81	1	1	2
26				82	1	1	2
27				83	3		3
28				84		1	1
29				85		3	3
30				86		4	4
31				87	1	1	2
32				88	2		2
33				89	1		1
34				90	3	1	4
35				91	1		1
36				92	1		1
37				93			
38				94			
39				95			
40				96			
41				97		1	1
42				98		1	1
43				99			
44				100			
45				101			
46				102			
47				103			
48				104			
49				105			
50		1	1	106			
51				107			
52				108			
53		2	2	109			
54				110+			
55				**TOTAL**	64	67	131

* Solo incluye beneficiarios con derecho a pensión

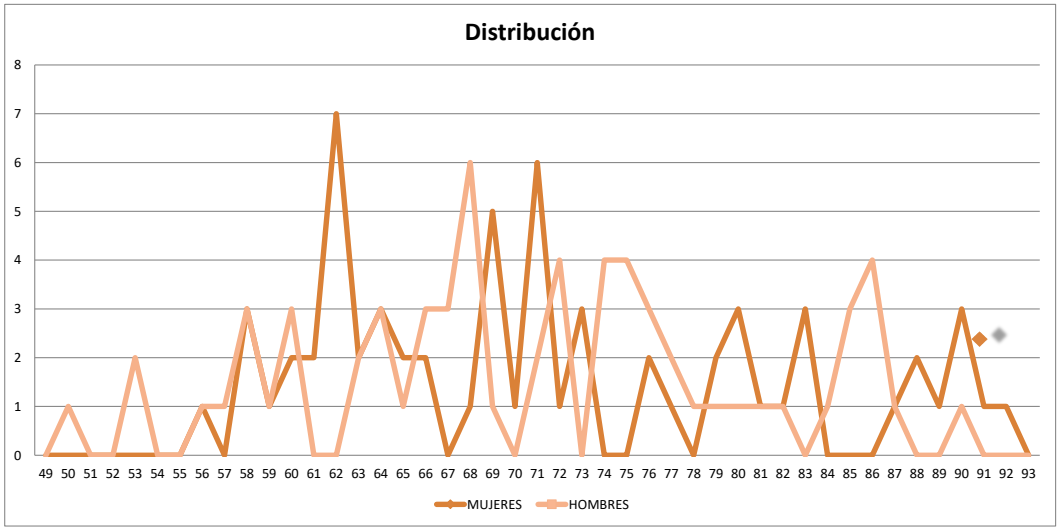

SISTEMA ESTADISTICO
SEGURO DE PENSIONES DERIVADOS DE LA SEGURIDAD SOCIAL

FALLECIMIENTOS AL CIERRE DE 2020

JUBILACION
ASCENDENCIA
TOTAL MERCADO

EDAD	MUJERES	HOMBRES	TOTAL	EDAD	MUJERES	HOMBRES	TOTAL
0				56			
1				57			
2				58			
3				59			
4				60			
5				61			
6				62			
7				63			
8				64			
9				65			
10				66			
11				67			
12				68			
13				69			
14				70			
15				71			
16				72			
17				73			
18				74			
19				75			
20				76			
21				77			
22				78			
23				79			
24				80			
25				81		1	1
26				82			
27				83			
28				84			
29				85			
30				86			
31				87			
32				88			
33				89			
34				90			
35				91			
36				92			
37				93			
38				94			
39				95			
40				96			
41				97			
42				98			
43				99			
44				100			
45				101			
46				102			
47				103			
48				104			
49				105			
50				106			
51				107			
52				108			
53				109			
54				110+			
55				**TOTAL**		1	1

* Solo incluye beneficiarios con derecho a pensión

III COMPOSICION FAMILIAR

SISTEMA ESTADISTICO
SEGURO DE PENSIONES DERIVADOS DE LA SEGURIDAD SOCIAL

COMPOSICION FAMILIAR

EN VIGOR AL CIERRE DE 2020

NUMERO DE CASOS

		INVALIDEZ Y VIDA		RIESGOS DE TRABAJO		JUBILACION		TOTAL	
		NUMERO	%	NUMERO	%	NUMERO	%	NUMERO	%
INVALIDOS, INCAPACITADOS O JUBILADOS	CON 1 ASCENDIENTE	501	0.1%	65	0.0%	867	0.2%	1,433	0.4%
	CON 2 ASCENDIENTE	332	0.1%	80	0.0%	139	0.0%	551	0.2%
	SOLO CON ESPOSA	14,391	3.9%	448	0.1%	8,561	2.3%	23,400	6.4%
	CON ESPOSA Y 1 HIJO	4,872	1.3%	474	0.1%	929	0.3%	6,275	1.7%
	CON ESPOSA Y 2 HIJOS	3,902	1.1%	352	0.1%	254	0.1%	4,508	1.2%
	CON ESPOSA Y 3 HIJOS	1,548	0.4%	128	0.0%	25	0.0%	1,701	0.5%
	CON ESPOSA Y CON MAS DE 3	355	0.1%	31	0.0%	7	0.0%	393	0.1%
	SOLO CON 1 HIJO	3,754	1.0%	147	0.0%	724	0.2%	4,625	1.3%
	SOLO CON 2 HIJOS	2,023	0.6%	101	0.0%	115	0.0%	2,239	0.6%
	SOLO CON 3 HIJOS	541	0.1%	31	0.0%	17	0.0%	589	0.2%
	SOLO CON MAS DE 3 HIJOS	99	0.0%	8	0.0%	1	0.0%	108	0.0%
	SIN DEPENDIENTES	27,362	7.5%	45,653	12.5%	10,547	2.9%	83,562	22.8%
SUBTOTAL		59,680	16.3%	47,518	13.0%	22,186	6.1%	129,384	35.4%
PENSIONES POR MUERTE	CON 1 ASCENDIENTE	17,438	4.8%	2,235	0.6%	50	0.0%	19,723	5.4%
	CON 2 ASCENDIENTE	7,573	2.1%	1,714	0.5%	7	0.0%	9,294	2.5%
	SOLO CON ESPOSA	95,300	26.0%	5,086	1.4%	3,583	1.0%	103,969	28.4%
	CON ESPOSA Y 1 HIJO	39,021	10.7%	5,293	1.4%	129	0.0%	44,443	12.1%
	CON ESPOSA Y 2 HIJOS	27,546	7.5%	3,732	1.0%	27	0.0%	31,305	8.6%
	CON ESPOSA Y 3 HIJOS	9,856	2.7%	1,305	0.4%	3	0.0%	11,164	3.1%
	CON ESPOSA Y CON MAS DE 3	2,283	0.6%	310	0.1%	2	0.0%	2,595	0.7%
	SOLO CON 1 HIJO	8,526	2.3%	626	0.2%	53	0.0%	9,205	2.5%
	SOLO CON 2 HIJOS	3,244	0.9%	294	0.1%	9	0.0%	3,547	1.0%
	SOLO CON 3 HIJOS	925	0.3%	78	0.0%	1	0.0%	1,004	0.3%
	SOLO CON MAS DE 3 HIJOS	215	0.1%	30	0.0%	-	0.0%	245	0.1%
SUBTOTAL		211,927	57.9%	20,703	5.7%	3,864	1.1%	236,494	64.6%
TOTAL		**271,607**	**74.2%**	**68,221**	**18.6%**	**26,050**	**7.1%**	**365,878**	**100%**

SISTEMA ESTADISTICO
SEGURO DE PENSIONES DERIVADOS DE LA SEGURIDAD SOCIAL

COMPOSICION FAMILIAR

EN VIGOR AL CIERRE DE 2020

PENSION PROMEDIO

		INVALIDEZ Y VIDA	RIESGOS DE TRABAJO	JUBILACION	TOTAL
		PESOS	PESOS	PESOS	PESOS
INVALIDOS, INCAPACITADOS O JUBILADOS	CON 1 ASCENDIENTE	4,259	5,183	7,226	6,096
	CON 2 ASCENDIENTE	4,410	4,569	7,038	5,096
	SOLO CON ESPOSA	5,059	6,932	7,187	5,873
	CON ESPOSA Y 1 HIJO	4,998	6,778	7,151	5,451
	CON ESPOSA Y 2 HIJOS	5,435	7,031	7,018	5,648
	CON ESPOSA Y 3 HIJOS	6,021	7,065	6,852	6,112
	CON ESPOSA Y CON MAS DE 3	5,816	7,784	8,015	6,010
	SOLO CON 1 HIJO	4,036	5,097	7,021	4,537
	SOLO CON 2 HIJOS	4,466	6,571	7,073	4,694
	SOLO CON 3 HIJOS	4,668	7,717	7,014	4,896
	SOLO CON MAS DE 3 HIJOS	4,672	3,834	6,665	4,628
	SIN DEPENDIENTES	4,018	3,282	7,197	4,017
SUBTOTAL		4,532	3,412	7,182	4,575
PENSIONES POR MUERTE	CON 1 ASCENDIENTE	998	2,106	6,752	1,138
	CON 2 ASCENDIENTE	1,762	3,072	7,159	2,008
	SOLO CON ESPOSA	3,853	4,758	3,507	3,885
	CON ESPOSA Y 1 HIJO	4,107	5,931	4,192	4,325
	CON ESPOSA Y 2 HIJOS	4,167	7,840	5,097	4,606
	CON ESPOSA Y 3 HIJOS	4,118	8,978	5,431	4,686
	CON ESPOSA Y CON MAS DE 3	4,010	8,733	2,963	4,574
	SOLO CON 1 HIJO	1,171	3,211	3,920	1,325
	SOLO CON 2 HIJOS	1,936	4,825	3,144	2,178
	SOLO CON 3 HIJOS	2,693	7,465	6,665	3,068
	SOLO CON MAS DE 3 HIJOS	3,576	7,546	-	4,062
SUBTOTAL		3,502	5,481	3,597	3,677
TOTAL		**3,729**	**4,040**	**6,651**	**3,995**

SISTEMA ESTADISTICO
SEGURO DE PENSIONES DERIVADOS DE LA SEGURIDAD SOCIAL

COMPOSICION FAMILIAR

EN VIGOR AL CIERRE DE 2020

RESERVA

		INVALIDEZ Y VIDA		RIESGOS DE TRABAJO		JUBILACION		TOTAL	
		PESOS	%	PESOS	%	PESOS	%	PESOS	%
INVALIDOS, INCAPACITADOS O JUBILADOS	CON 1 ASCENDIENTE	389,610,413	0.1%	81,404,163	0.0%	1,487,311,603	0.4%	1,958,326,179	0.6%
	CON 2 ASCENDIENTE	301,880,641	0.1%	88,109,490	0.0%	236,147,007	0.1%	626,137,138	0.2%
	SOLO CON ESPOSA	14,954,263,297	4.4%	667,523,637	0.2%	15,787,172,353	4.6%	31,408,959,288	9.2%
	CON ESPOSA Y 1 HIJO	6,577,609,070	1.9%	872,498,505	0.3%	1,873,097,419	0.5%	9,323,204,994	2.7%
	CON ESPOSA Y 2 HIJOS	5,983,862,552	1.8%	727,012,711	0.2%	509,151,758	0.1%	7,220,027,022	2.1%
	CON ESPOSA Y 3 HIJOS	2,558,319,681	0.7%	267,924,975	0.1%	49,462,029	0.0%	2,875,706,685	0.8%
	CON ESPOSA Y CON MAS DE 3	557,015,149	0.2%	71,840,442	0.0%	16,690,281	0.0%	645,545,872	0.2%
	SOLO CON 1 HIJO	3,123,393,905	0.9%	191,344,093	0.1%	1,277,578,216	0.4%	4,592,316,214	1.3%
	SOLO CON 2 HIJOS	1,840,199,919	0.5%	176,826,661	0.1%	202,256,882	0.1%	2,219,283,462	0.7%
	SOLO CON 3 HIJOS	500,868,450	0.1%	69,560,955	0.0%	30,244,728	0.0%	600,674,133	0.2%
	SOLO CON MAS DE 3 HIJOS	88,867,520	0.0%	8,128,202	0.0%	1,462,467	0.0%	98,458,189	0.0%
	SIN DEPENDIENTES	18,728,949,406	5.5%	35,860,721,433	10.5%	16,950,195,536	5.0%	71,539,866,375	21.0%
SUBTOTAL		55,604,840,003	16.3%	39,082,895,268	11.5%	38,420,770,280	11.3%	133,108,505,550	39.0%
PENSIONES POR MUERTE	CON 1 ASCENDIENTE	3,580,540,091	1.0%	1,044,618,422	0.3%	27,623,030	0.0%	4,652,781,543	1.4%
	CON 2 ASCENDIENTE	2,772,890,218	0.8%	1,110,832,559	0.3%	5,594,117	0.0%	3,889,316,894	1.1%
	SOLO CON ESPOSA	77,254,070,531	22.6%	5,696,438,774	1.7%	2,698,386,271	0.8%	85,648,895,576	25.1%
	CON ESPOSA Y 1 HIJO	44,165,596,185	12.9%	7,782,877,496	2.3%	138,067,024	0.0%	52,086,540,705	15.3%
	CON ESPOSA Y 2 HIJOS	34,343,918,473	10.1%	6,921,239,542	2.0%	39,113,554	0.0%	41,304,271,568	12.1%
	CON ESPOSA Y 3 HIJOS	12,543,702,032	3.7%	2,598,365,947	0.8%	4,772,274	0.0%	15,146,840,252	4.4%
	CON ESPOSA Y CON MAS DE 3	2,869,963,201	0.8%	612,523,580	0.2%	2,041,238	0.0%	3,484,528,019	1.0%
	SOLO CON 1 HIJO	748,881,861	0.2%	143,833,509	0.0%	13,404,077	0.0%	906,119,447	0.3%
	SOLO CON 2 HIJOS	475,045,561	0.1%	123,102,494	0.0%	2,462,936	0.0%	600,610,991	0.2%
	SOLO CON 3 HIJOS	192,124,268	0.1%	49,440,632	0.0%	641,615	0.0%	242,206,515	0.1%
	SOLO CON MAS DE 3 HIJOS	61,435,260	0.0%	27,934,945	0.0%	-	0.0%	89,370,206	0.0%
SUBTOTAL		179,008,167,681	52.5%	26,111,207,899	7.7%	2,932,106,135	0.9%	208,051,481,715	61.0%
TOTAL		**234,613,007,683**	**68.8%**	**65,194,103,167**	**19.1%**	**41,352,876,415**	**12.1%**	**341,159,987,266**	**100%**

IV MOVIMIENTOS DE ALTAS Y BAJAS

SISTEMA ESTADISTICO
SEGUROS DE PENSIONES DERIVADOS DE LA SEGURIDAD SOCIAL

EN EL EJERCICIO DE 2020

TIPO DE ALTA POR TIPO DE PENSION

TIPO DE PENSION			*CAUSA DE LA ALTA*									
			TOTAL	NACIMIENTO	RECONOCIMIENTO	NUEVAS NUPCIAS	ENTRAR EN CONCUBINATO	REGRESAR A ESTUDIAR	DEPENDENCIA ECONOMICA	CAMBIO DE RENTA VITALICIA A SEGURO DE SOBREVIVENCIA	CAMBIO DE TIPO DE PENSION	ALTA POR INCAPACIDAD
RIESGOS DE TRABAJO	INCAPACIDAD	INCAPACITADOS										
		CONYUGES	2		1	1						
		HIJOS	7	1	5			1				
		ASCENDIENTES										
	POR MUERTE	VIUDAS	3		2		1					
		HUERFANOS	21	3	18							
		ASCENDIENTES	1		1							
INVALIDEZ Y VIDA	INVALIDEZ	INVALIDOS										
		CONYUGES	60		53	4	2			1		
		HIJOS	136	40	73			15				8
		ASCENDIENTES	5		4				1			
	POR MUERTE	VIUDAS	374		294	51	12		8	9		
		HUERFANOS	446	39	341			55		1		10
		ASCENDIENTES	115		93				19	3		
JUBILACION	JUBILACION	JUBILADOS										
		CONYUGES										
		HIJOS										
		ASCENDIENTES										
	POR MUERTE	VIUDAS										
		HUERFANOS	2					2				
		ASCENDIENTES										
TOTAL			**1172**	**83**	**885**	**56**	**15**	**73**	**28**	**14**		**18**
%			100%	7.08%	75.51%	4.78%	1.28%	6.23%	2.39%	1.19%		1.54%

* El movimiento de la alta puede ser del titular de la pensión y/o sus beneficiarios

CAUSA DE LA ALTA

NACIMIENTO: Hijos, huérfanos
RECONOCIMIENTO: Hijos, huérfanos, cónyuge, concubina(rio), viuda(o), ascendientes
NUEVAS NUPCIAS: Cónyuge
ENRAR EN CONCUBINATO: Concubina(rio)
REGRESARA A ESTUDIAR: Hijos, huérfanos
DEPENDENCIA ESCONOMICA: Ascendientes
CAMBIO A SEGURO DE SOBREVIVENCIA: A todo beneficiario cuando fallece el pensionado principal
CAMBIO DE TIPO DE PENSION: A todo integrante del grupo familiar que modifique el ramo de aseguramiento bajo el cual recibe su pensión
ALTA POR INCAPACIDAD: Hijos, huérfanos

SISTEMA ESTADISTICO
SEGUROS DE PENSIONES DERIVADOS DE LA SEGURIDAD SOCIAL

EN EL EJERCICIO DE 2020

CLASIFICACION POR ENTIDAD FEDERATIVA

TOTAL

ESTADO	*CAUSA DE LA ALTA*									
	TOTAL	NACIMIENTO	RECONOCIMIENTO	NUEVAS NUPCIAS	ENTRAR EN CONCUBINATO	REGRESAR A ESTUDIAR	DEPENDENCIA ECONOMICA	CAMBIO DE RENTA VITALICIA A SEGURO DE SOBREVIVENCIA	CAMBIO DE TIPO DE PENSION	ALTA POR INCAPACIDAD
AGUASCALIENTES	15	3	12							
BAJA CALIFORNIA NORTE	38	3	34				1			
BAJA CALIFORNIA SUR	5	1	3							1
CAMPECHE	6		5	1						
COAHUILA	52	6	44	1		1				
COLIMA	13	2	10			1				
CHIAPAS	6		3			2				1
CHIHUAHUA	33	3	29							1
DISTRITO FEDERAL	336	24	178	44	12	43	22	12		1
DURANGO	11		10					1		
GUANAJUATO	47	3	40	1	1	2				
GUERRERO	21	1	19			1				
HIDALGO	26	2	23							1
JALISCO	92	4	81	2		1	1			3
MEXICO	117	3	103	2		6	1			2
MICHOACAN	27	2	22	1	1					1
MORELOS	4		3			1				
NAYARIT	7	1	5			1				
NUEVO LEON	68	3	58			6				1
OAXACA	5		1	1		3				
PUEBLA	18	1	16			1				
QUERETARO	17	6	11							
QUINTANA ROO	11		9	1				1		
SAN LUIS POTOSI	12	1	8	1		1				1
SINALOA	30	2	25			1	1			1
SONORA	29	2	26							1
TABASCO	10		10							
TAMAULIPAS	31	2	27	1			1			
TLAXCALA	8	2	6							
VERACRUZ	46	3	39			1	1			2
YUCATAN	15	1	13							1
ZACATECAS	16	2	12		1	1				
EXTRANJERO										
TOTAL	**1,172**	**83**	**885**	**56**	**15**	**73**	**28**	**14**		**18**

SISTEMA ESTADISTICO
SEGUROS DE PENSIONES DERIVADOS DE LA SEGURIDAD SOCIAL

EN EL EJERCICIO DE 2020

CLASIFICACION POR ENTIDAD FEDERATIVA

RIESGOS DE TRABAJO
INCAPACIDAD

ESTADO	*CAUSA DE LA ALTA*									
	TOTAL	NACIMIENTO	RECONOCIMIENTO	NUEVAS NUPCIAS	ENTRAR EN CONCUBINATO	REGRESAR A ESTUDIAR	DEPENDENCIA ECONOMICA	CAMBIO DE RENTA VITALICIA A SEGURO DE SOBREVIVENCIA	CAMBIO DE TIPO DE PENSION	ALTA POR INCAPACIDAD
AGUASCALIENTES	1	1								
BAJA CALIFORNIA NORTE										
BAJA CALIFORNIA SUR										
CAMPECHE										
COAHUILA										
COLIMA										
CHIAPAS										
CHIHUAHUA										
DISTRITO FEDERAL	4		2	1		1				
DURANGO										
GUANAJUATO										
GUERRERO										
HIDALGO										
JALISCO	3		3							
MEXICO										
MICHOACAN										
MORELOS										
NAYARIT										
NUEVO LEON										
OAXACA										
PUEBLA										
QUERETARO										
QUINTANA ROO										
SAN LUIS POTOSI										
SINALOA										
SONORA	1		1							
TABASCO										
TAMAULIPAS										
TLAXCALA										
VERACRUZ										
YUCATAN										
ZACATECAS										
EXTRANJERO										
TOTAL	**9**	**1**	**6**	**1**		**1**				

SISTEMA ESTADISTICO
SEGUROS DE PENSIONES DERIVADOS DE LA SEGURIDAD SOCIAL

EN EL EJERCICIO DE 2020

CLASIFICACION POR ENTIDAD FEDERATIVA

RIESGOS DE TRABAJO
PENSION POR MUERTE

ESTADO	*CAUSA DE LA ALTA*									
	TOTAL	NACIMIENTO	RECONOCIMIENTO	NUEVAS NUPCIAS	ENTRAR EN CONCUBINATO	REGRESAR A ESTUDIAR	DEPENDENCIA ECONOMICA	CAMBIO DE RENTA VITALICIA A SEGURO DE SOBREVIVENCIA	CAMBIO DE TIPO DE PENSION	ALTA POR INCAPACIDAD
AGUASCALIENTES										
BAJA CALIFORNIA NORTE										
BAJA CALIFORNIA SUR										
CAMPECHE										
COAHUILA										
COLIMA	1		1							
CHIAPAS										
CHIHUAHUA										
DISTRITO FEDERAL	6		5		1					
DURANGO										
GUANAJUATO	2		2							
GUERRERO	2		2							
HIDALGO	3	1	2							
JALISCO	4		4							
MEXICO	3		3							
MICHOACAN	2	1	1							
MORELOS										
NAYARIT	1		1							
NUEVO LEON										
OAXACA										
PUEBLA										
QUERETARO										
QUINTANA ROO										
SAN LUIS POTOSI										
SINALOA										
SONORA	1	1								
TABASCO										
TAMAULIPAS										
TLAXCALA										
VERACRUZ										
YUCATAN										
ZACATECAS										
EXTRANJERO										
TOTAL	**25**	**3**	**21**		**1**					

SISTEMA ESTADISTICO
SEGUROS DE PENSIONES DERIVADOS DE LA SEGURIDAD SOCIAL

EN EL EJERCICIO DE 2020

CLASIFICACION POR ENTIDAD FEDERATIVA

INVALIDEZ Y VIDA
INVALIDEZ

ESTADO	*CAUSA DE LA ALTA*									
	TOTAL	NACIMIENTO	RECONOCIMIENTO	NUEVAS NUPCIAS	ENTRAR EN CONCUBINATO	REGRESAR A ESTUDIAR	DEPENDENCIA ECONOMICA	CAMBIO DE RENTA VITALICIA A SEGURO DE SOBREVIVENCIA	CAMBIO DE TIPO DE PENSION	ALTA POR INCAPACIDAD
AGUASCALIENTES	4	2	2							
BAJA CALIFORNIA NORTE	10	1	9							
BAJA CALIFORNIA SUR	1									1
CAMPECHE										
COAHUILA	8	6	2							
COLIMA	4	2	2							
CHIAPAS	1		1							
CHIHUAHUA	8	2	5							1
DISTRITO FEDERAL	38	6	19	3	2	6	1			1
DURANGO	2		2							
GUANAJUATO	11	2	9							
GUERRERO										
HIDALGO	6		5							1
JALISCO	17	3	12							2
MEXICO	26	2	21	1		2				
MICHOACAN	2		1							1
MORELOS										
NAYARIT	1	1								
NUEVO LEON	25	2	19			4				
OAXACA	3		1			2				
PUEBLA	3	1	2							
QUERETARO	5	4	1							
QUINTANA ROO	2		1					1		
SAN LUIS POTOSI										
SINALOA	8	1	7							
SONORA	1	1								
TABASCO										
TAMAULIPAS	5	1	4							
TLAXCALA	1	1								
VERACRUZ	8	1	5			1				1
YUCATAN	1	1								
ZACATECAS										
EXTRANJERO										
TOTAL	**201**	**40**	**130**	**4**	**2**	**15**	**1**	**1**		**8**

SISTEMA ESTADISTICO
SEGUROS DE PENSIONES DERIVADOS DE LA SEGURIDAD SOCIAL

EN EL EJERCICIO DE 2020

CLASIFICACION POR ENTIDAD FEDERATIVA

INVALIDEZ Y VIDA
PENSION POR MUERTE

ESTADO	*CAUSA DE LA ALTA*									
	TOTAL	NACIMIENTO	RECONOCIMIENTO	NUEVAS NUPCIAS	ENTRAR EN CONCUBINATO	REGRESAR A ESTUDIAR	DEPENDENCIA ECONOMICA	CAMBIO DE RENTA VITALICIA A SEGURO DE SOBREVIVENCIA	CAMBIO DE TIPO DE PENSION	ALTA POR INCAPACIDAD
AGUASCALIENTES	10		10							
BAJA CALIFORNIA NORTE	28	2	25				1			
BAJA CALIFORNIA SUR	4	1	3							
CAMPECHE	6		5	1						
COAHUILA	44		42	1		1				
COLIMA	8		7			1				
CHIAPAS	5		2			2				1
CHIHUAHUA	25	1	24							
DISTRITO FEDERAL	286	18	152	40	9	34	21	12		
DURANGO	9		8					1		
GUANAJUATO	34	1	29	1	1	2				
GUERRERO	19	1	17			1				
HIDALGO	17	1	16							
JALISCO	68	1	62	2		1	1			1
MEXICO	88	1	79	1		4	1			2
MICHOACAN	23	1	20	1	1					
MORELOS	4		3			1				
NAYARIT	5		4			1				
NUEVO LEON	43	1	39			2				1
OAXACA	2			1		1				
PUEBLA	15		14			1				
QUERETARO	12	2	10							
QUINTANA ROO	9		8	1						
SAN LUIS POTOSI	12	1	8	1		1				1
SINALOA	22	1	18			1	1			1
SONORA	26		25							1
TABASCO	10		10							
TAMAULIPAS	26	1	23	1			1			
TLAXCALA	7	1	6							
VERACRUZ	38	2	34				1			1
YUCATAN	14		13							1
ZACATECAS	16	2	12		1	1				
EXTRANJERO										
TOTAL	**935**	**39**	**728**	**51**	**12**	**55**	**27**	**13**		**10**

SISTEMA ESTADISTICO
SEGUROS DE PENSIONES DERIVADOS DE LA SEGURIDAD SOCIAL

EN EL EJERCICIO DE 2020

CLASIFICACION POR ENTIDAD FEDERATIVA

JUBILACION
JUBILACION

ESTADO	*CAUSA DE LA ALTA*									
	TOTAL	NACIMIENTO	RECONOCIMIENTO	NUEVAS NUPCIAS	ENTRAR EN CONCUBINATO	REGRESAR A ESTUDIAR	DEPENDENCIA ECONOMICA	CAMBIO DE RENTA VITALICIA A SEGURO DE SOBREVIVENCIA	CAMBIO DE TIPO DE PENSION	ALTA POR INCAPACIDAD
AGUASCALIENTES										
BAJA CALIFORNIA NORTE										
BAJA CALIFORNIA SUR										
CAMPECHE										
COAHUILA										
COLIMA										
CHIAPAS										
CHIHUAHUA										
DISTRITO FEDERAL										
DURANGO										
GUANAJUATO										
GUERRERO										
HIDALGO										
JALISCO										
MEXICO										
MICHOACAN										
MORELOS										
NAYARIT										
NUEVO LEON										
OAXACA										
PUEBLA										
QUERETARO										
QUINTANA ROO										
SAN LUIS POTOSI										
SINALOA										
SONORA										
TABASCO										
TAMAULIPAS										
TLAXCALA										
VERACRUZ										
YUCATAN										
ZACATECAS										
EXTRANJERO										
TOTAL										

SISTEMA ESTADISTICO
SEGUROS DE PENSIONES DERIVADOS DE LA SEGURIDAD SOCIAL

EN EL EJERCICIO DE 2020

CLASIFICACION POR ENTIDAD FEDERATIVA

JUBILACION
PENSION POR MUERTE

ESTADO	*CAUSA DE LA ALTA*									
	TOTAL	NACIMIENTO	RECONOCIMIENTO	NUEVAS NUPCIAS	ENTRAR EN CONCUBINATO	REGRESAR A ESTUDIAR	DEPENDENCIA ECONOMICA	CAMBIO DE RENTA VITALICIA A SEGURO DE SOBREVIVENCIA	CAMBIO DE TIPO DE PENSION	ALTA POR INCAPACIDAD
AGUASCALIENTES										
BAJA CALIFORNIA NORTE										
BAJA CALIFORNIA SUR										
CAMPECHE										
COAHUILA										
COLIMA										
CHIAPAS										
CHIHUAHUA										
DISTRITO FEDERAL	2					2				
DURANGO										
GUANAJUATO										
GUERRERO										
HIDALGO										
JALISCO										
MEXICO										
MICHOACAN										
MORELOS										
NAYARIT										
NUEVO LEON										
OAXACA										
PUEBLA										
QUERETARO										
QUINTANA ROO										
SAN LUIS POTOSI										
SINALOA										
SONORA										
TABASCO										
TAMAULIPAS										
TLAXCALA										
VERACRUZ										
YUCATAN										
ZACATECAS										
EXTRANJERO										
TOTAL	**2**					**2**				

SISTEMA ESTADISTICO
SEGUROS DE PENSIONES DERIVADOS DE LA SEGURIDAD SOCIAL

EN EL EJERCICIO DE 2020

TIPO DE BAJA POR TIPO DE PENSION

TIPO DE PENSION			*CAUSA DE LA BAJA*													
			TOTAL	MUERTE	NUEVAS NUPCIAS	ENTRAR EN CONCUBINATO	DIVORCIO	EDAD MAXIMA	REHABILITACION	DEJAR DE ESTUDIAR	SER SUJETO DEL REGIMEN OBLIGATORIO	DEJAR DE SER DEPENDIENTE ECONOMICO	CAMBIO DE RENTA VITALICIA A SEGURO DE SOBREVIVENCIA	CAMBIO DE TIPO DE PENSION	MUERTE POR CAUSA DISTINTA A RIESGOS DE TRABAJO	PAGO INDEBIDO
RIESGOS DE TRABAJO	INCAPACIDAD	INCAPACITADOS	421	404										6		11
		CONYUGES	2	1												1
		HIJOS	102	1				100								1
		ASCENDIENTES	4	4												
	POR MUERTE	VIUDAS	106	92	11											3
		HUERFANOS	1,190	19				1,170								1
		ASCENDIENTES	120	120												
INVALIDEZ Y VIDA	INVALIDOS	INVALIDOS	1,126	1,099										19		8
		CONYUGES	155	148			5									2
		HIJOS	1,496	28				1,466								2
		ASCENDIENTES	34	29												5
	POR MUERTE	VIUDAS	2,199	2,010	117	1										71
		HUERFANOS	8,443	133				8,281								29
		ASCENDIENTES	969	960												9
JUBILACION	JUBILADOS	JUBILADOS	174	171												3
		CONYUGES	32	31												1
		HIJOS	101	2				97								2
		ASCENDIENTES	21	19												2
	POR MUERTE	VIUDAS	52	51												1
		HUERFANOS	12	1				11								
		ASCENDIENTES	1	1												
TOTAL			**16,760**	**5,324**	**128**	**1**	**5**	**11,125**						**25**		**152**
%			100%	31.77%	0.76%	0.01%	0.03%	66.38%						0.15%		0.91%

* El movimiento de la baja puede ser del titular de la pensión y/o sus beneficiarios

CAUSA DE LA BAJA

MUERTE: Aplica a todo integrante del grupo familiar
NUEVAS NUPCIAS: Viuda(o), concubina(rio)
ENRAR EN CONCUBINATO: Viuda(o), concubina(rio)
DIVORCIO: Cónyuge
EDAD MAXIMA: Hijos, huérfanos
REHABILITACION: Incapacitado, inválido, hijos o huérfanos incapacitados, o bien, a todo integrante del grupo familiar cuando se rehabilita el pension ado principal
DEJAR DE ESTUDIAR: Hijos, huérfanos
SER SUJETO DEL REGIMEN OBLIGATORIO: Hijos, huérfanos
DEJAR DE SER DEPENDIENTE ECONOMICO: Ascendientes
CAMBIO DE RENTA VITALICIA A SEGURO DE SOBREVIVENCIA: A todo beneficioario cuando fallece el pensionado principal
CAMBIAR DE TIPO DE PENSION: A todo integrante del grupo familiar que modifique el ramo de aseguramiento bajo el cual recibe su pensión.
MUERTE POR CAUSA DISTINTA RT sin tener 150 semanas de cotización o teniendo más de 5 años de pensión: A todo incapacitado que muera por una causa distinta a riegos de trabajo
PAGO INDEBIDO: A todo integrante del grupo familiar, que haya recibido pensión, sin tener derecho a la misma

SISTEMA ESTADISTICO
SEGUROS DE PENSIONES DERIVADOS DE LA SEGURIDAD SOCIAL

EN EL EJERCICIO DE 2020

CLASIFICACION POR ENTIDAD FEDERATIVA

TOTAL

ESTADO	*CAUSA DE LA BAJA*													
	TOTAL	MUERTE	NUEVAS NUPCIAS	ENTRAR EN CONCUBINATO	DIVORCIO	EDAD MAXIMA	REHABILITACION	DEJAR DE ESTUDIAR	SER SUJETO DEL REGIMEN OBLIGATORIO	DEJAR DE SER DEPENDIENTE ECONOMICO	CAMBIO DE RENTA VITALICIA A SEGURO DE SOBREVIVENCIA	CAMBIO DE TIPO DE PENSION	MUERTE POR CAUSA DISTINTA A RIESGOS DE TRABAJO	PAGO INDEBIDO
AGUASCALIENTES	211	58	1		1	151								
BAJA CALIFORNIA NORTE	748	255	6			486								1
BAJA CALIFORNIA SUR	116	43	2			70						1		
CAMPECHE	129	32	1			93								3
COAHUILA	862	254	11		1	565						1		30
COLIMA	105	28	3		1	73								
CHIAPAS	194	59	1			133						1		
CHIHUAHUA	856	326	21			509								
DISTRITO FEDERAL	1,497	540	9			917						7		24
DURANGO	349	77	1			267						1		3
GUANAJUATO	1,050	313	6			726								5
GUERRERO	215	65				149								1
HIDALGO	233	79	2	1		150						1		
JALISCO	1,455	507	7			934						2		5
MEXICO	1,822	563	8			1239								12
MICHOACAN	427	131				289								7
MORELOS	215	62	1			152								
NAYARIT	140	38	3			97						1		1
NUEVO LEON	955	323	14		1	612						1		4
OAXACA	223	81				140								2
PUEBLA	548	133	1		1	408								5
QUERETARO	367	82	1			284								
QUINTANA ROO	174	37	6			127								4
SAN LUIS POTOSI	399	131	2			257						1		8
SINALOA	552	153	5			392						1		1
SONORA	600	194	6			393						1		6
TABASCO	192	51	3			134								4
TAMAULIPAS	641	225	3			402						2		9
TLAXCALA	120	37				83								
VERACRUZ	887	319	2			553						3		10
YUCATAN	303	75	1			222						1		4
ZACATECAS	167	52	1			111								3
EXTRANJERO	4					4								
DESCONOCIDO	4	1				3								
TOTAL	16,760	5,324	128	1	5	11,125						25		152

SISTEMA ESTADISTICO
SEGUROS DE PENSIONES DERIVADOS DE LA SEGURIDAD SOCIAL

EN EL EJERCICIO DE 2020

CLASIFICACION POR ENTIDAD FEDERATIVA

RIESGOS DE TRABAJO
INCAPACIDAD

ESTADO	*CAUSA DE LA BAJA*													
	TOTAL	MUERTE	NUEVAS NUPCIAS	ENTRAR EN CONCUBINATO	DIVORCIO	EDAD MAXIMA	REHABILITACION	DEJAR DE ESTUDIAR	SER SUJETO DEL REGIMEN OBLIGATORIO	DEJAR DE SER DEPENDIENTE ECONOMICO	CAMBIO DE RENTA VITALICIA A SEGURO DE SOBREVIVENCIA	CAMBIO DE TIPO DE PENSION	MUERTE POR CAUSA DISTINTA A RIESGOS DE TRABAJO	PAGO INDEBIDO
AGUASCALIENTES	5	3				2								
BAJA CALIFORNIA NORTE	11	11												
BAJA CALIFORNIA SUR	4	3				1								
CAMPECHE	1	1												
COAHUILA	22	19				2								1
COLIMA	6	6												
CHIAPAS	2	1				1								
CHIHUAHUA	30	28				2								
DISTRITO FEDERAL	50	37				9						2		2
DURANGO	16	13				2								1
GUANAJUATO	37	30				7								
GUERRERO	5	3				2								
HIDALGO	14	8				5						1		
JALISCO	40	29				10								1
MEXICO	69	51				15								3
MICHOACAN	5	3				1								1
MORELOS	9	6				3								
NAYARIT	2	1				1								
NUEVO LEON	27	22				4						1		
OAXACA	5	3				2								
PUEBLA	19	10				9								
QUERETARO	9	8				1								
QUINTANA ROO	1	1												
SAN LUIS POTOSI	13	10				3								
SINALOA	16	12				3						1		
SONORA	25	22				2						1		
TABASCO	7	5												2
TAMAULIPAS	29	22				6								1
TLAXCALA	8	8												
VERACRUZ	28	21				6								1
YUCATAN	11	10				1								
ZACATECAS	3	3												
EXTRANJERO														
DESCONOCIDO														
TOTAL	529	410				100						6		13

SISTEMA ESTADISTICO
SEGUROS DE PENSIONES DERIVADOS DE LA SEGURIDAD SOCIAL

EN EL EJERCICIO DE 2020

CLASIFICACION POR ENTIDAD FEDERATIVA

RIESGOS DE TRABAJO
PENSION POR MUERTE

ESTADO	*CAUSA DE LA BAJA*													
	TOTAL	MUERTE	NUEVAS NUPCIAS	ENTRAR EN CONCUBINATO	DIVORCIO	EDAD MAXIMA	REHABILITACION	DEJAR DE ESTUDIAR	SER SUJETO DEL REGIMEN OBLIGATORIO	DEJAR DE SER DEPENDIENTE ECONOMICO	CAMBIO DE RENTA VITALICIA A SEGURO DE SOBREVIVENCIA	CAMBIO DE TIPO DE PENSION	MUERTE POR CAUSA DISTINTA A RIESGOS DE TRABAJO	PAGO INDEBIDO
AGUASCALIENTES	18	7				11								
BAJA CALIFORNIA NORTE	34	2				32								
BAJA CALIFORNIA SUR	8	2				6								
CAMPECHE	14	1				13								
COAHUILA	59	9	2			48								
COLIMA	11	1	2			8								
CHIAPAS	29	5				24								
CHIHUAHUA	35	7	3			25								
DISTRITO FEDERAL	94	13				81								
DURANGO	40	5				35								
GUANAJUATO	76	11	1			64								
GUERRERO	25	4				21								
HIDALGO	37	7				30								
JALISCO	106	24				82								
MEXICO	186	28	1			156								1
MICHOACAN	45	8				37								
MORELOS	33	3				30								
NAYARIT	10					9								1
NUEVO LEON	72	12	1			59								
OAXACA	30	8				22								
PUEBLA	51	5				46								
QUERETARO	32	6				26								
QUINTANA ROO	14	6				8								
SAN LUIS POTOSI	44	9				35								
SINALOA	52	5				47								
SONORA	47	8	1			36								2
TABASCO	20	3				17								
TAMAULIPAS	48	6				42								
TLAXCALA	6					6								
VERACRUZ	96	19				77								
YUCATAN	15	1				14								
ZACATECAS	27	6				21								
EXTRANJERO	1					1								
DESCONOCIDO	1					1								
TOTAL	1,415	231	11			1,169								4

SISTEMA ESTADISTICO
SEGUROS DE PENSIONES DERIVADOS DE LA SEGURIDAD SOCIAL

EN EL EJERCICIO DE 2020

CLASIFICACION POR ENTIDAD FEDERATIVA

INVALIDEZ Y VIDA
INVALIDEZ

ESTADO	*CAUSA DE LA BAJA*													
	TOTAL	MUERTE	NUEVAS NUPCIAS	ENTRAR EN CONCUBINATO	DIVORCIO	EDAD MAXIMA	REHABILITACION	DEJAR DE ESTUDIAR	SER SUJETO DEL REGIMEN OBLIGATORIO	DEJAR DE SER DEPENDIENTE ECONOMICO	CAMBIO DE RENTA VITALICIA A SEGURO DE SOBREVIVENCIA	CAMBIO DE TIPO DE PENSION	MUERTE POR CAUSA DISTINTA A RIESGOS DE TRABAJO	PAGO INDEBIDO
AGUASCALIENTES	43	16			1	26								
BAJA CALIFORNIA NORTE	164	91				73								
BAJA CALIFORNIA SUR	21	11				9						1		
CAMPECHE	18	8				10								
COAHUILA	202	80			1	115						1		5
COLIMA	13	2			1	10								
CHIAPAS	29	16				12						1		
CHIHUAHUA	145	80				65								
DISTRITO FEDERAL	260	142				110						5		3
DURANGO	35	16				18						1		
GUANAJUATO	220	89				131								
GUERRERO	22	12				10								
HIDALGO	48	23				25								
JALISCO	275	126				147						2		
MEXICO	238	138				100								
MICHOACAN	79	33				46								
MORELOS	24	13				11								
NAYARIT	15	7				7						1		
NUEVO LEON	164	64			1	99								
OAXACA	20	7				13								
PUEBLA	115	34			1	77								3
QUERETARO	45	21				24								
QUINTANA ROO	14	6				7								1
SAN LUIS POTOSI	71	41				29						1		
SINALOA	86	38				48								
SONORA	80	28				52								
TABASCO	11	7				4								
TAMAULIPAS	128	54				68						2		4
TLAXCALA	25	9				16								
VERACRUZ	149	67				78						3		1
YUCATAN	34	16				17						1		
ZACATECAS	17	9				8								
EXTRANJERO	1					1								
DESCONOCIDO														
TOTAL	2,811	1,304			5	1,466						19		17

SISTEMA ESTADISTICO
SEGUROS DE PENSIONES DERIVADOS DE LA SEGURIDAD SOCIAL

EN EL EJERCICIO DE 2020

CLASIFICACION POR ENTIDAD FEDERATIVA

INVALIDEZ Y VIDA
PENSION POR MUERTE

ESTADO	*CAUSA DE LA BAJA*													
	TOTAL	MUERTE	NUEVAS NUPCIAS	ENTRAR EN CONCUBINATO	DIVORCIO	EDAD MAXIMA	REHABILITACION	DEJAR DE ESTUDIAR	SER SUJETO DEL REGIMEN OBLIGATORIO	DEJAR DE SER DEPENDIENTE ECONOMICO	CAMBIO DE RENTA VITALICIA A SEGURO DE SOBREVIVENCIA	CAMBIO DE TIPO DE PENSION	MUERTE POR CAUSA DISTINTA A RIESGOS DE TRABAJO	PAGO INDEBIDO
AGUASCALIENTES	142	31	1			110								
BAJA CALIFORNIA NORTE	531	146	6			378								1
BAJA CALIFORNIA SUR	76	22	2			52								
CAMPECHE	96	22	1			70								3
COAHUILA	571	140	9			398								24
COLIMA	73	18	1			54								
CHIAPAS	123	31	1			91								
CHIHUAHUA	621	188	18			415								
DISTRITO FEDERAL	1,029	297	9			709								14
DURANGO	250	40	1			207								2
GUANAJUATO	697	171	5			517								4
GUERRERO	148	36				111								1
HIDALGO	128	37	2	1		88								
JALISCO	1,013	320	7			682								4
MEXICO	1,294	317	7			962								8
MICHOACAN	284	74				204								6
MORELOS	140	32	1			107								
NAYARIT	104	24	3			77								
NUEVO LEON	682	217	13			448								4
OAXACA	152	53				99								
PUEBLA	349	76	1			270								2
QUERETARO	276	46	1			229								
QUINTANA ROO	141	20	6			112								3
SAN LUIS POTOSI	262	66	2			186								8
SINALOA	394	96	5			292								1
SONORA	435	125	5			301								4
TABASCO	145	32	3			108								2
TAMAULIPAS	419	130	3			282								4
TLAXCALA	72	14				58								
VERACRUZ	600	202	2			389								7
YUCATAN	240	46	1			189								4
ZACATECAS	119	33	1			82								3
EXTRANJERO	2					2								
DESCONOCIDO	3	1				2								
TOTAL	11,608	3,102	117	1		8,279								109

SISTEMA ESTADISTICO
SEGUROS DE PENSIONES DERIVADOS DE LA SEGURIDAD SOCIAL

EN EL EJERCICIO DE 2020

CLASIFICACION POR ENTIDAD FEDERATIVA

JUBILACION
JUBILACION

ESTADO	*CAUSA DE LA BAJA*													
	TOTAL	MUERTE	NUEVAS NUPCIAS	ENTRAR EN CONCUBINATO	DIVORCIO	EDAD MAXIMA	REHABILITACION	DEJAR DE ESTUDIAR	SER SUJETO DEL REGIMEN OBLIGATORIO	DEJAR DE SER DEPENDIENTE ECONOMICO	CAMBIO DE RENTA VITALICIA A SEGURO DE SOBREVIVENCIA	CAMBIO DE TIPO DE PENSION	MUERTE POR CAUSA DISTINTA A RIESGOS DE TRABAJO	PAGO INDEBIDO
AGUASCALIENTES	3	1				2								
BAJA CALIFORNIA NORTE	5	3				2								
BAJA CALIFORNIA SUR	7	5				2								
CAMPECHE														
COAHUILA	8	6				2								
COLIMA	2	1				1								
CHIAPAS	9	5				4								
CHIHUAHUA	18	16				2								
DISTRITO FEDERAL	54	43				6								5
DURANGO	6	2				4								
GUANAJUATO	17	11				5								1
GUERRERO	15	10				5								
HIDALGO	5	3				2								
JALISCO	18	5				13								
MEXICO	26	22				4								
MICHOACAN	14	13				1								
MORELOS	8	7				1								
NAYARIT	6	3				3								
NUEVO LEON	8	6				2								
OAXACA	12	6				4								2
PUEBLA	12	6				6								
QUERETARO	4	1				3								
QUINTANA ROO	4	4												
SAN LUIS POTOSI	8	4				4								
SINALOA	4	2				2								
SONORA	11	9				2								
TABASCO	8	3				5								
TAMAULIPAS	15	11				4								
TLAXCALA	8	5				3								
VERACRUZ	11	9				2								
YUCATAN	1					1								
ZACATECAS	1	1												
EXTRANJERO														
DESCONOCIDO														
TOTAL	328	223				97								8

SISTEMA ESTADISTICO
SEGUROS DE PENSIONES DERIVADOS DE LA SEGURIDAD SOCIAL

EN EL EJERCICIO DE 2020

CLASIFICACION POR ENTIDAD FEDERATIVA

JUBILACION
PENSION POR MUERTE

ESTADO	*CAUSA DE LA BAJA*													
	TOTAL	MUERTE	NUEVAS NUPCIAS	ENTRAR EN CONCUBINATO	DIVORCIO	EDAD MAXIMA	REHABILITACION	DEJAR DE ESTUDIAR	SER SUJETO DEL REGIMEN OBLIGATORIO	DEJAR DE SER DEPENDIENTE ECONOMICO	CAMBIO DE RENTA VITALICIA A SEGURO DE SOBREVIVENCIA	CAMBIO DE TIPO DE PENSION	MUERTE POR CAUSA DISTINTA A RIESGOS DE TRABAJO	PAGO INDEBIDO
AGUASCALIENTES														
BAJA CALIFORNIA NORTE	3	2				1								
BAJA CALIFORNIA SUR														
CAMPECHE														
COAHUILA														
COLIMA														
CHIAPAS	2	1				1								
CHIHUAHUA	7	7												
DISTRITO FEDERAL	10	8				2								
DURANGO	2	1				1								
GUANAJUATO	3	1				2								
GUERRERO														
HIDALGO	1	1												
JALISCO	3	3												
MEXICO	9	7				2								
MICHOACAN														
MORELOS	1	1												
NAYARIT	3	3												
NUEVO LEON	2	2												
OAXACA	4	4												
PUEBLA	2	2												
QUERETARO	1					1								
QUINTANA ROO														
SAN LUIS POTOSI	1	1												
SINALOA														
SONORA	2	2												
TABASCO	1	1												
TAMAULIPAS	2	2												
TLAXCALA	1	1												
VERACRUZ	3	1				1								1
YUCATAN	2	2												
ZACATECAS														
EXTRANJERO														
DESCONOCIDO														
TOTAL	65	53				11								1

V DISTRIBUCION POR ESTADO DE LAS PENSIONES

SISTEMA ESTADISTICO
SEGUROS DE PENSIONES DERIVADOS DE LA SEGURIDAD SOCIAL

EN VIGOR AL CIERRE DE 2020

CLASIFICACION POR ENTIDAD FEDERATIVA
LUGAR DONDE SE EFECTUA EL PAGO DE LA PENSION

TOTAL

ESTADO	No. DE PENSIONES	DISTRIBUCION
DISTRITO FEDERAL	52,884	14.5%
MEXICO	40,748	11.1%
JALISCO	27,441	7.5%
NUEVO LEON	19,641	5.4%
GUANAJUATO	19,610	5.4%
VERACRUZ	18,796	5.1%
CHIHUAHUA	17,678	4.8%
COAHUILA	16,564	4.5%
BAJA CALIFORNIA NORTE	14,186	3.9%
TAMAULIPAS	13,357	3.7%
OTROS ESTADOS	124,973	34.2%
TOTAL	**365,878**	**100.00%**

SISTEMA ESTADISTICO
SEGUROS DE PENSIONES DERIVADOS DE LA SEGURIDAD SOCIAL

EN VIGOR AL CIERRE DE 2020

CLASIFICACION POR ENTIDAD FEDERATIVA
LUGAR DONDE SE EFECTUA EL PAGO DE LA PENSION

TOTAL

ESTADO	No. DE PENSIONES	DISTRIBUCION	PRIMA EMITIDA	RESERVA	PENSION PROMEDIO
AGUASCALIENTES	4,261	1.16%	250,250,870	3,631,727,801	3,677
BAJA CALIFORNIA NORTE	14,186	3.88%	779,563,269	12,782,695,699	3,915
BAJA CALIFORNIA SUR	2,678	0.73%	256,519,614	2,718,096,752	4,255
CAMPECHE	2,474	0.68%	192,096,685	2,322,606,193	3,859
COAHUILA	16,564	4.53%	841,579,299	14,515,111,413	3,807
COLIMA	2,294	0.63%	140,916,639	1,989,278,580	3,683
CHIAPAS	4,648	1.27%	283,607,616	4,456,546,211	3,972
CHIHUAHUA	17,678	4.83%	883,711,752	15,205,679,050	3,643
DISTRITO FEDERAL	52,884	14.45%	10,067,288,484	57,972,984,189	4,647
DURANGO	6,540	1.79%	428,438,946	5,872,895,661	3,748
GUANAJUATO	19,610	5.36%	1,172,182,539	16,287,607,156	3,592
GUERRERO	4,492	1.23%	251,732,343	4,811,147,963	4,464
HIDALGO	5,977	1.63%	573,148,563	6,037,954,384	4,225
JALISCO	27,441	7.50%	1,441,896,115	23,586,004,101	3,736
MEXICO	40,748	11.14%	2,317,573,242	39,322,675,664	4,207
MICHOACAN	10,332	2.82%	804,123,526	9,645,707,173	3,959
MORELOS	4,539	1.24%	367,824,586	4,667,249,946	4,430
NAYARIT	3,105	0.85%	203,726,410	2,684,960,087	3,660
NUEVO LEON	19,641	5.37%	997,449,629	16,722,295,772	3,800
OAXACA	4,207	1.15%	264,108,913	4,165,171,397	4,138
PUEBLA	11,175	3.05%	663,344,837	10,760,621,056	4,222
QUERETARO	7,174	1.96%	341,256,995	7,140,323,644	4,161
QUINTANA ROO	3,836	1.05%	349,519,250	3,622,700,231	3,786
SAN LUIS POTOSI	7,384	2.02%	476,545,718	6,319,201,151	3,666
SINALOA	11,356	3.10%	609,523,845	9,694,620,129	3,598
SONORA	12,048	3.29%	756,281,356	10,182,509,974	3,628
TABASCO	4,182	1.14%	237,337,376	4,136,271,547	3,865
TAMAULIPAS	13,357	3.65%	815,047,320	12,052,002,486	3,933
TLAXCALA	2,492	0.68%	145,075,012	2,431,295,826	4,060
VERACRUZ	18,796	5.14%	1,168,426,832	16,984,656,554	3,878
YUCATAN	5,737	1.57%	246,797,103	4,810,928,687	3,561
ZACATECAS	3,977	1.09%	296,835,022	3,539,853,184	3,755
EXTRANJERO	59	0.02%		80,384,478	5,994
DESCONOCIDO	6	0.00%	314,412	6,223,123	5,197
TOTAL	**365,878**	**100.00%**	**28,624,044,116**	**341,159,987,266**	**3,995**

SISTEMA ESTADISTICO
SEGUROS DE PENSIONES DERIVADOS DE LA SEGURIDAD SOCIAL

EN VIGOR AL CIERRE DE 2020

CLASIFICACION POR ENTIDAD FEDERATIVA
LUGAR DONDE SE EFECTUA EL PAGO DE LA PENSION
RIESGOS DE TRABAJO
INCAPACIDAD

ESTADO	No. DE PENSIONES	DISTRIBUCION	PRIMA EMITIDA	RESERVA	PENSION PROMEDIO
AGUASCALIENTES	619	1.30%	20,636,909	471,912,176	3,176
BAJA CALIFORNIA NORTE	1,292	2.72%	71,831,382	1,053,091,752	3,386
BAJA CALIFORNIA SUR	307	0.65%	12,175,052	261,903,692	3,555
CAMPECHE	306	0.64%	15,644,083	264,059,119	3,470
COAHUILA	1,933	4.07%	77,687,440	1,598,143,961	3,477
COLIMA	306	0.64%	10,914,568	254,543,740	3,450
CHIAPAS	580	1.22%	18,003,744	484,830,162	3,418
CHIHUAHUA	1,858	3.91%	120,695,996	1,422,852,934	3,175
DISTRITO FEDERAL	7,868	16.56%	1,888,416,802	7,748,244,885	3,882
DURANGO	868	1.83%	85,699,785	677,749,959	3,386
GUANAJUATO	3,208	6.75%	119,471,327	2,372,234,591	3,130
GUERRERO	373	0.78%	17,566,775	313,906,987	3,389
HIDALGO	1,089	2.29%	83,324,387	987,576,652	3,910
JALISCO	3,149	6.63%	169,251,108	2,283,074,566	2,985
MEXICO	5,626	11.84%	241,369,251	4,756,114,883	3,656
MICHOACAN	1,355	2.85%	87,615,770	1,068,514,013	3,113
MORELOS	537	1.13%	30,605,279	450,246,972	3,635
NAYARIT	336	0.71%	19,153,939	276,618,481	3,546
NUEVO LEON	2,295	4.83%	60,756,656	1,532,250,818	2,922
OAXACA	408	0.86%	22,196,013	334,399,246	3,433
PUEBLA	1,790	3.77%	71,671,778	1,450,720,896	3,531
QUERETARO	781	1.64%	31,041,001	641,124,077	3,470
QUINTANA ROO	313	0.66%	23,102,731	261,307,181	3,432
SAN LUIS POTOSI	1,267	2.67%	58,919,699	968,650,562	3,102
SINALOA	1,692	3.56%	88,904,105	1,290,160,151	3,135
SONORA	1,918	4.04%	117,548,955	1,351,072,823	2,831
TABASCO	396	0.83%	16,274,905	347,811,152	3,519
TAMAULIPAS	1,461	3.07%	91,815,962	1,288,804,864	3,749
TLAXCALA	356	0.75%	4,036,069	290,221,221	3,435
VERACRUZ	2,182	4.59%	109,664,410	1,812,324,188	3,432
YUCATAN	572	1.20%	11,445,310	377,211,642	2,805
ZACATECAS	474	1.00%	27,646,362	390,288,464	3,262
EXTRANJERO	3	0.01%		928,458	1,595
DESCONOCIDO					
TOTAL	**47,518**	**100.00%**	**3,825,087,554**	**39,082,895,268**	**3,412**

SISTEMA ESTADISTICO
SEGUROS DE PENSIONES DERIVADOS DE LA SEGURIDAD SOCIAL

EN VIGOR AL CIERRE DE 2020

CLASIFICACION POR ENTIDAD FEDERATIVA
LUGAR DONDE SE EFECTUA EL PAGO DE LA PENSION
RIESGOS DE TRABAJO
PENSION POR MUERTE

ESTADO	No. DE PENSIONES	DISTRIBUCION	PRIMA EMITIDA	RESERVA	PENSION PROMEDIO
AGUASCALIENTES	234	1.13%	9,560,755	249,467,568	4,802
BAJA CALIFORNIA NORTE	484	2.34%	13,811,474	582,395,767	5,468
BAJA CALIFORNIA SUR	134	0.65%	24,869,270	209,428,096	6,176
CAMPECHE	133	0.64%	1,091,557	161,476,288	5,589
COAHUILA	806	3.89%	34,056,551	824,088,907	4,625
COLIMA	187	0.90%	9,827,451	187,142,511	4,770
CHIAPAS	403	1.95%	14,730,773	545,378,577	5,740
CHIHUAHUA	640	3.09%	55,011,391	797,816,028	5,405
DISTRITO FEDERAL	1,872	9.04%	339,331,978	3,115,626,614	6,768
DURANGO	475	2.29%	22,952,791	602,954,243	5,397
GUANAJUATO	1,158	5.59%	58,287,003	1,238,319,970	4,878
GUERRERO	320	1.55%	7,778,006	411,557,436	5,747
HIDALGO	498	2.41%	37,626,508	727,218,343	5,965
JALISCO	1,486	7.18%	69,886,355	1,556,426,469	4,816
MEXICO	2,926	14.13%	103,571,970	4,217,301,253	6,123
MICHOACAN	698	3.37%	66,192,509	918,345,675	5,812
MORELOS	287	1.39%	32,780,120	484,799,655	6,794
NAYARIT	179	0.86%	21,568,285	245,932,484	5,555
NUEVO LEON	1,073	5.18%	14,034,924	1,143,389,171	5,195
OAXACA	386	1.86%	22,155,025	492,677,721	5,456
PUEBLA	773	3.73%	32,066,132	952,182,637	5,380
QUERETARO	394	1.90%	15,721	485,398,754	5,638
QUINTANA ROO	233	1.13%	41,493,685	309,567,043	5,472
SAN LUIS POTOSI	547	2.64%	24,914,926	588,251,458	4,681
SINALOA	832	4.02%	15,523,588	1,019,276,281	5,228
SONORA	514	2.48%	37,121,992	570,679,742	4,813
TABASCO	361	1.74%	9,777,102	451,159,103	5,279
TAMAULIPAS	645	3.12%	43,230,633	708,610,515	4,834
TLAXCALA	207	1.00%	2,462,791	217,320,208	4,709
VERACRUZ	1,185	5.72%	38,186,323	1,445,011,916	5,255
YUCATAN	270	1.30%	2,847,839	248,058,794	4,510
ZACATECAS	350	1.69%	16,081,539	390,755,885	5,008
EXTRANJERO	11	0.05%		11,608,249	4,890
DESCONOCIDO	2	0.01%	314,412	1,584,540	7,144
TOTAL	**20,703**	**100.00%**	**1,223,161,376**	**26,111,207,899**	**5,481**

SISTEMA ESTADISTICO
SEGUROS DE PENSIONES DERIVADOS DE LA SEGURIDAD SOCIAL

EN VIGOR AL CIERRE DE 2020

CLASIFICACION POR ENTIDAD FEDERATIVA
LUGAR DONDE SE EFECTUA EL PAGO DE LA PENSION
INVALIDEZ Y VIDA
INVALIDEZ

ESTADO	No. DE PENSIONES	DISTRIBUCION	PRIMA EMITIDA	RESERVA	PENSION PROMEDIO
AGUASCALIENTES	804	1.35%	66,544,705	710,667,896	4,265
BAJA CALIFORNIA NORTE	3,367	5.64%	250,508,566	3,098,035,760	4,424
BAJA CALIFORNIA SUR	376	0.63%	31,439,107	380,742,444	4,945
CAMPECHE	366	0.61%	28,362,972	339,408,412	4,277
COAHUILA	3,650	6.12%	190,645,573	3,403,253,914	4,522
COLIMA	277	0.46%	16,318,850	237,041,496	4,216
CHIAPAS	598	1.00%	42,801,068	514,306,732	4,093
CHIHUAHUA	3,126	5.24%	184,563,136	2,834,033,690	4,348
DISTRITO FEDERAL	7,434	12.46%	957,597,981	7,518,882,149	5,043
DURANGO	768	1.29%	57,079,978	609,378,823	4,072
GUANAJUATO	3,899	6.53%	246,115,956	3,263,580,367	4,035
GUERRERO	320	0.54%	39,415,832	299,635,112	4,467
HIDALGO	928	1.55%	184,559,887	909,631,070	4,527
JALISCO	5,390	9.03%	350,796,922	4,905,813,275	4,458
MEXICO	5,481	9.18%	434,613,743	5,397,427,476	4,914
MICHOACAN	2,080	3.49%	210,421,180	1,840,194,547	4,083
MORELOS	591	0.99%	44,333,704	588,808,285	5,104
NAYARIT	367	0.61%	31,348,236	317,205,669	4,211
NUEVO LEON	3,398	5.69%	321,512,185	3,145,099,546	4,486
OAXACA	295	0.49%	30,761,580	269,699,380	4,400
PUEBLA	2,193	3.67%	158,016,549	2,269,243,017	5,070
QUERETARO	1,012	1.70%	91,131,040	1,139,839,286	5,143
QUINTANA ROO	397	0.67%	74,100,420	349,296,442	4,253
SAN LUIS POTOSI	1,153	1.93%	93,251,947	971,823,392	4,173
SINALOA	1,806	3.03%	106,194,073	1,506,375,346	3,944
SONORA	1,914	3.21%	187,788,293	1,677,099,833	4,155
TABASCO	363	0.61%	32,955,998	360,690,165	4,586
TAMAULIPAS	2,823	4.73%	213,350,511	2,531,963,148	4,494
TLAXCALA	386	0.65%	15,736,908	373,117,520	4,351
VERACRUZ	2,773	4.65%	255,585,863	2,690,364,562	4,689
YUCATAN	730	1.22%	42,859,811	668,038,076	4,331
ZACATECAS	610	1.02%	54,285,945	479,763,514	3,823
EXTRANJERO	5	0.01%		4,379,658	5,781
DESCONOCIDO					
TOTAL	**59,680**	**100.00%**	**5,044,998,516**	**55,604,840,003**	**4,532**

SISTEMA ESTADISTICO
SEGUROS DE PENSIONES DERIVADOS DE LA SEGURIDAD SOCIAL

EN VIGOR AL CIERRE DE 2020

CLASIFICACION POR ENTIDAD FEDERATIVA
LUGAR DONDE SE EFECTUA EL PAGO DE LA PENSION
INVALIDEZ Y VIDA
PENSION POR MUERTE

ESTADO	No. DE PENSIONES	DISTRIBUCION	PRIMA EMITIDA	RESERVA	PENSION PROMEDIO
AGUASCALIENTES	2,366	1.12%	131,604,141	1,827,857,750	3,217
BAJA CALIFORNIA NORTE	8,484	4.00%	361,781,861	7,206,611,800	3,547
BAJA CALIFORNIA SUR	1,536	0.72%	113,593,034	1,303,154,994	3,457
CAMPECHE	1,531	0.72%	125,263,879	1,332,503,641	3,437
COAHUILA	9,484	4.48%	462,526,964	7,615,414,473	3,352
COLIMA	1,391	0.66%	83,913,751	1,096,677,605	3,205
CHIAPAS	2,571	1.21%	156,176,349	2,144,874,859	3,319
CHIHUAHUA	11,178	5.27%	426,634,351	8,788,457,001	3,206
DISTRITO FEDERAL	28,776	13.58%	4,796,322,158	28,268,613,109	4,051
DURANGO	3,987	1.88%	204,777,234	3,223,631,996	3,204
GUANAJUATO	10,530	4.97%	643,888,859	8,119,453,325	3,201
GUERRERO	2,530	1.19%	138,059,314	2,180,510,010	3,475
HIDALGO	2,866	1.35%	203,324,970	2,477,223,620	3,457
JALISCO	16,118	7.61%	710,142,642	12,809,430,352	3,327
MEXICO	24,290	11.46%	1,195,664,233	21,406,777,489	3,742
MICHOACAN	5,259	2.48%	327,746,709	4,326,049,701	3,377
MORELOS	2,530	1.19%	168,407,156	2,189,109,910	3,637
NAYARIT	1,926	0.91%	94,287,522	1,426,366,360	3,044
NUEVO LEON	12,243	5.78%	536,178,022	9,980,627,935	3,535
OAXACA	2,365	1.12%	132,452,029	1,903,736,757	3,278
PUEBLA	5,688	2.68%	345,113,047	4,997,597,175	3,686
QUERETARO	4,578	2.16%	168,501,212	4,255,617,685	3,745
QUINTANA ROO	2,625	1.24%	172,511,540	2,290,219,851	3,330
SAN LUIS POTOSI	4,015	1.89%	253,129,731	3,166,841,206	3,276
SINALOA	6,590	3.11%	339,043,639	5,178,911,085	3,224
SONORA	6,976	3.29%	349,512,266	5,362,365,373	3,286
TABASCO	2,855	1.35%	163,953,409	2,627,006,408	3,432
TAMAULIPAS	7,709	3.64%	407,095,025	6,328,219,544	3,410
TLAXCALA	1,292	0.61%	98,542,978	1,128,111,334	3,467
VERACRUZ	11,426	5.39%	607,032,945	9,060,440,044	3,333
YUCATAN	3,948	1.86%	170,235,038	3,192,692,016	3,315
ZACATECAS	2,221	1.05%	158,492,983	1,726,224,850	3,170
EXTRANJERO	39	0.02%		62,199,840	6,654
DESCONOCIDO	4	0.00%		4,638,583	4,224
TOTAL	**211,927**	**100.00%**	**14,245,908,989**	**179,008,167,681**	**3,502**

SISTEMA ESTADISTICO
SEGUROS DE PENSIONES DERIVADOS DE LA SEGURIDAD SOCIAL

EN VIGOR AL CIERRE DE 2020

CLASIFICACION POR ENTIDAD FEDERATIVA
LUGAR DONDE SE EFECTUA EL PAGO DE LA PENSION
JUBILACION
JUBILACION

ESTADO	No. DE PENSIONES	DISTRIBUCION	PRIMA EMITIDA	RESERVA	PENSION PROMEDIO
AGUASCALIENTES	196	0.88%	19,199,766	344,174,395	7,182
BAJA CALIFORNIA NORTE	429	1.93%	71,438,501	759,082,527	7,269
BAJA CALIFORNIA SUR	304	1.37%	74,443,152	541,618,939	7,209
CAMPECHE	119	0.54%	21,181,664	213,124,456	7,192
COAHUILA	561	2.53%	62,475,954	974,215,251	6,902
COLIMA	120	0.54%	18,791,688	208,116,134	7,001
CHIAPAS	429	1.93%	48,065,644	715,198,566	6,842
CHIHUAHUA	740	3.34%	91,917,337	1,263,211,439	6,989
DISTRITO FEDERAL	6,155	27.74%	1,994,436,196	10,676,776,380	7,373
DURANGO	388	1.75%	56,427,425	715,217,506	7,459
GUANAJUATO	673	3.03%	90,712,686	1,191,338,640	7,175
GUERRERO	883	3.98%	42,342,123	1,535,734,725	7,251
HIDALGO	511	2.30%	55,908,611	877,633,157	7,081
JALISCO	1,100	4.96%	130,522,970	1,875,021,365	6,903
MEXICO	1,879	8.47%	312,824,180	3,198,338,265	7,164
MICHOACAN	861	3.88%	110,104,977	1,407,936,423	6,941
MORELOS	478	2.15%	81,040,637	869,391,235	7,505
NAYARIT	207	0.93%	35,031,675	363,038,198	7,236
NUEVO LEON	446	2.01%	49,373,053	787,776,891	7,151
OAXACA	643	2.90%	49,832,010	1,079,677,389	6,933
PUEBLA	605	2.73%	48,180,619	1,003,384,489	6,949
QUERETARO	330	1.49%	46,007,096	566,037,511	7,043
QUINTANA ROO	230	1.04%	35,005,540	383,708,268	7,056
SAN LUIS POTOSI	334	1.51%	38,891,419	579,065,196	7,190
SINALOA	372	1.68%	56,062,407	645,018,015	6,985
SONORA	647	2.92%	55,410,614	1,146,374,900	7,056
TABASCO	182	0.82%	13,414,324	328,603,530	7,169
TAMAULIPAS	622	2.80%	53,735,719	1,118,054,680	7,382
TLAXCALA	220	0.99%	20,903,899	396,271,106	7,463
VERACRUZ	1,053	4.75%	141,983,216	1,829,635,538	7,060
YUCATAN	176	0.79%	15,326,990	296,896,504	6,976
ZACATECAS	292	1.32%	35,966,925	529,830,388	7,360
EXTRANJERO	1	0.00%		1,268,272	6,665
DESCONOCIDO					
TOTAL	**22,186**	**100.00%**	**3,976,959,018**	**38,420,770,280**	**7,182**

SISTEMA ESTADISTICO
SEGUROS DE PENSIONES DERIVADOS DE LA SEGURIDAD SOCIAL

EN VIGOR AL CIERRE DE 2020

CLASIFICACION POR ENTIDAD FEDERATIVA
LUGAR DONDE SE EFECTUA EL PAGO DE LA PENSION
JUBILACION
PENSION POR MUERTE

ESTADO	No. DE PENSIONES	DISTRIBUCION	PRIMA EMITIDA	RESERVA	PENSION PROMEDIO
AGUASCALIENTES	42	1.09%	2,704,593	27,648,016	3,101
BAJA CALIFORNIA NORTE	130	3.36%	10,191,486	83,478,095	3,121
BAJA CALIFORNIA SUR	21	0.54%		21,248,587	5,494
CAMPECHE	19	0.49%	552,532	12,034,277	3,088
COAHUILA	130	3.36%	14,186,818	99,994,909	3,450
COLIMA	13	0.34%	1,150,331	5,757,095	2,667
CHIAPAS	67	1.73%	3,830,039	51,957,315	3,732
CHIHUAHUA	136	3.52%	4,889,541	99,307,958	3,329
DISTRITO FEDERAL	779	20.16%	91,183,370	644,841,052	3,998
DURANGO	54	1.40%	1,501,732	43,963,132	3,929
GUANAJUATO	142	3.67%	13,706,708	102,680,262	3,359
GUERRERO	66	1.71%	6,570,293	69,803,693	4,897
HIDALGO	85	2.20%	8,404,199	58,671,541	3,521
JALISCO	198	5.12%	11,296,117	156,238,074	3,639
MEXICO	546	14.13%	29,529,864	346,716,299	3,044
MICHOACAN	79	2.04%	2,042,381	84,666,815	5,117
MORELOS	116	3.00%	10,657,691	84,893,889	3,451
NAYARIT	90	2.33%	2,336,753	55,798,896	3,046
NUEVO LEON	186	4.81%	15,594,790	133,151,411	3,408
OAXACA	110	2.85%	6,712,256	84,980,904	3,588
PUEBLA	126	3.26%	8,296,711	87,492,841	3,315
QUERETARO	79	2.04%	4,560,925	52,306,330	3,095
QUINTANA ROO	38	0.98%	3,305,334	28,601,445	3,193
SAN LUIS POTOSI	68	1.76%	7,437,997	44,569,337	3,120
SINALOA	64	1.66%	3,796,033	54,879,251	3,714
SONORA	79	2.04%	8,899,236	74,917,303	4,575
TABASCO	25	0.65%	961,639	21,001,190	3,819
TAMAULIPAS	97	2.51%	5,819,469	76,349,735	3,875
TLAXCALA	31	0.80%	3,392,367	26,254,438	3,818
VERACRUZ	177	4.58%	15,974,077	146,880,306	3,704
YUCATAN	41	1.06%	4,082,116	28,031,655	3,252
ZACATECAS	30	0.78%	4,361,267	22,990,084	3,719
EXTRANJERO					
DESCONOCIDO					
TOTAL	**3,864**	**100.00%**	**307,928,663**	**2,932,106,135**	**3,597**